

$\sqrt{\hat{s}}_{\min}$: a global inclusive variable for determining the mass scale of new physics in events with missing energy at hadron colliders

This article has been downloaded from IOPscience. Please scroll down to see the full text article.

JHEP03(2009)085

(<http://iopscience.iop.org/1126-6708/2009/03/085>)

[The Table of Contents](#) and [more related content](#) is available

Download details:

IP Address: 80.92.225.132

The article was downloaded on 03/04/2010 at 10:39

Please note that [terms and conditions apply](#).

$\sqrt{\hat{s}}_{\min}$: a global inclusive variable for determining the mass scale of new physics in events with missing energy at hadron colliders

Partha Konar,^a Kyoungchul Kong^b and Konstantin T. Matchev^a

^a*Physics Department, University of Florida,
Gainesville, FL 32611, U.S.A.*

^b*Theoretical Physics Department, Fermilab,
Batavia, IL 60510, U.S.A.*

E-mail: konar@phys.ufl.edu, kckong@fnal.gov, matchev@phys.ufl.edu

ABSTRACT: We propose a new global and fully inclusive variable $\hat{s}_{\min}^{1/2}$ for determining the mass scale of new particles in events with missing energy at hadron colliders. We define $\hat{s}_{\min}^{1/2}$ as the minimum center-of-mass parton level energy consistent with the measured values of the total calorimeter energy E and the total visible momentum \vec{P} . We prove that for an arbitrary event, $\hat{s}_{\min}^{1/2}$ is simply given by the formula $\hat{s}_{\min}^{1/2} = \sqrt{E^2 - P_z^2} + \sqrt{E_T^2 + M_{\text{inv}}^2}$, where M_{inv} is the total mass of all invisible particles produced in the event. We use $t\bar{t}$ production and several supersymmetry examples to argue that *the peak* in the $\hat{s}_{\min}^{1/2}$ distribution is correlated with the mass threshold of the parent particles originally produced in the event. This conjecture allows an estimate of the heavy superpartner mass scale (as a function of the LSP mass) in a completely general and model-independent way, and *without the need for any exclusive event reconstruction*. In our SUSY examples of several multijet plus missing energy signals, the accuracy of the mass measurement based on $\hat{s}_{\min}^{1/2}$ is typically at the percent level, and never worse than 10%. After including the effects of initial state radiation and multiple parton interactions, the precision gets worse, but for heavy SUSY mass spectra remains $\sim 10\%$.

KEYWORDS: Beyond Standard Model, Supersymmetric Standard Model, Hadronic Colliders

ARXIV EPRINT: [0812.1042](https://arxiv.org/abs/0812.1042)

Contents

1	Introduction	1
2	Derivation of $\hat{s}_{\min}^{1/2}$	5
3	Comparison between $\hat{s}_{\min}^{1/2}$ and other global inclusive variables	7
4	Dependence of $\hat{s}_{\min}^{1/2}$ on the unknown masses of invisible particles	13
5	Correlation of the $\hat{s}_{\min}^{1/2}$ peak with the heavy particle mass threshold	19
6	The impact of initial state radiation and multiple parton interactions	21
7	Summary and conclusions	26

1 Introduction

The ongoing Run II of the Fermilab Tevatron and the imminent run of the Large Hadron Collider (LHC) at CERN are on the hunt for new physics beyond the Standard Model (BSM) at the TeV scale. Arguably the most compelling *phenomenological* evidence for BSM particles and interactions at the TeV scale is provided by the dark matter problem [1], whose solution requires new particles and interactions BSM. A typical particle dark matter candidate does not interact in the detector and can only manifest itself as missing energy. At hadron colliders, where the total center of mass energy in each event is unknown, the missing energy is inferred from the imbalance of the total transverse momentum of the detected visible particles, and is commonly referred to as “missing transverse energy” (MET). The dark matter problem therefore greatly motivates the study of MET signatures at the Tevatron and the LHC [2].

While the MET class of BSM signatures is probably the best motivated one from a theoretical point of view, it is also among the most challenging from an experimental point of view. On the one hand, to get a good MET measurement, one needs to have all detector components working properly, since the mismeasurement of any one single type of objects would introduce fake MET. In addition, there are complications from cosmics, pile-up, beam halo, noise, etc. Therefore, establishing a MET signal due to some new physics is a highly non-trivial task [2, 3].

At the same time, *interpreting* a missing energy signal of new physics is quite challenging as well. The main stumbling block is the fact that we are missing some of the kinematical information from each event, namely the energies and momenta of the missing invisible particles. What is worse, a priori we cannot be certain about the exact number of

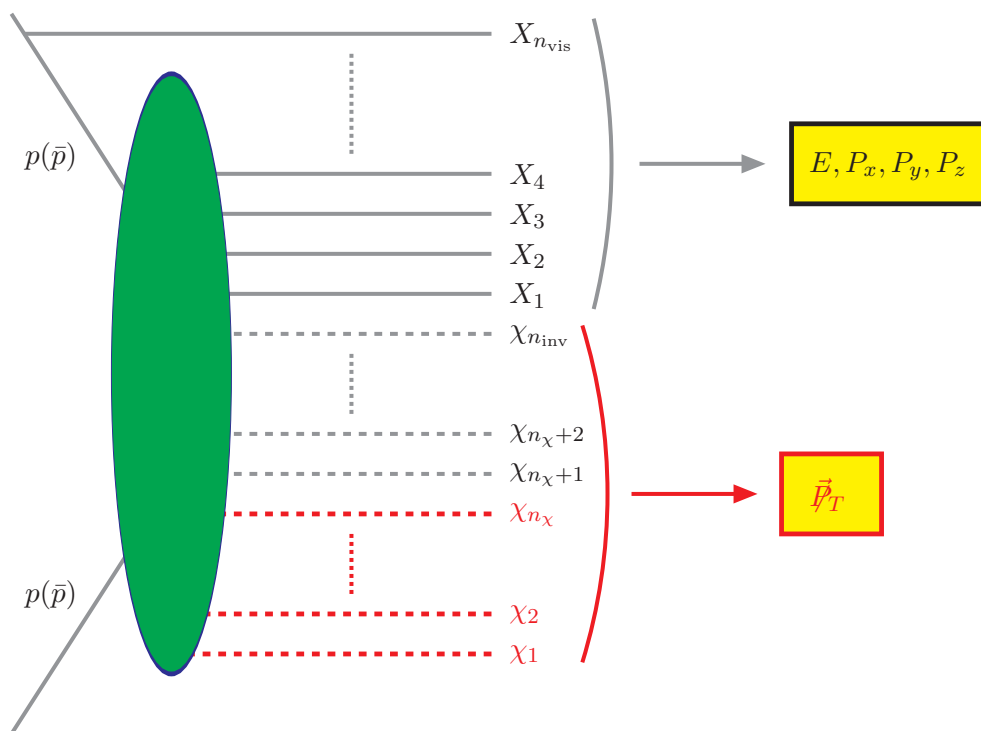


Figure 1. The generic event topology under consideration in this paper. Black (red) lines correspond to SM (BSM) particles. The solid lines denote SM particles X_i , $i = 1, 2, \dots, n_{\text{vis}}$, which are visible in the detector, e.g. jets, electrons, muons and photons. The SM particles may originate either from initial state radiation (ISR), or from the hard scattering and subsequent cascade decays (indicated with the green-shaded ellipse). The SM particles may originate either from initial state radiation (ISR), or from the hard scattering and subsequent cascade decays (indicated with the green-shaded ellipse). The dashed lines denote neutral stable particles χ_i , $i = 1, 2, \dots, n_{\text{inv}}$, which are invisible in the detector. In general, the set of invisible particles consists of some number n_χ of BSM particles (indicated with the red dashed lines), as well as some number $n_\nu = n_{\text{inv}} - n_\chi$ of SM neutrinos (denoted with the black dashed lines). The identities and the masses m_i of the BSM invisible particles χ_i , ($i = 1, 2, \dots, n_\chi$) do not necessarily have to be all the same, i.e. we allow for the simultaneous production of several *different* species of dark matter particles. The global event variables describing the visible particles are: the total energy E , the transverse components P_x and P_y and the longitudinal component P_z of the total visible momentum \vec{P} . The only experimentally available information regarding the invisible particles is the missing transverse momentum \vec{P}_T .

missing particles in the event, or their identity, e.g. are they SM neutrinos, new BSM dark matter particles, or some combination of both? These difficulties are illustrated in figure 1, where we show the generic topology of the missing energy events that we are considering in this paper. As can be seen from the figure, we are imagining a completely general setup — each event will contain a certain number n_{vis} of Standard Model (SM) particles X_i , $i = 1, 2, \dots, n_{\text{vis}}$, which are *visible* in the detector, i.e. their energies and momenta are in principle measured. Examples of such visible SM particles are the basic reconstructed objects, e.g. jets, photons, electrons and muons. The visible particles X_i are denoted in

figure 1 with solid black lines and may originate either from initial state radiation (ISR), or from the hard scattering and subsequent cascade decays (indicated with the green-shaded ellipse). On the other hand, the missing energy \cancel{E}_T (or more appropriately, the missing transverse momentum $\vec{\cancel{P}}_T$) will arise from a certain number n_{inv} of stable neutral particles χ_i , $i = 1, 2, \dots, n_{\text{inv}}$, which are *invisible* in the detector. In general, the set of invisible particles in any event will consist of a certain number n_χ of BSM particles (indicated with the red dashed lines), as well as a certain number $n_\nu = n_{\text{inv}} - n_\chi$ of SM neutrinos (denoted with the black dashed lines). The missing energy measurement alone does not tell us the number n_{inv} of missing particles, nor how many of them are neutrinos and how many are BSM (dark matter) particles. Notice that in this general setup the identities and the masses m_i of the BSM invisible particles χ_i , ($i = 1, 2, \dots, n_\chi$) do not necessarily have to be all the same, i.e. we allow for the simultaneous production of several *different* species of dark matter particles [4–7]. On the other hand, we shall always take the neutrino masses to be zero

$$m_i = 0, \quad \text{for } i = n_\chi + 1, n_\chi + 2, \dots, n_{\text{inv}} . \tag{1.1}$$

Most previous studies of MET signatures have assumed a particular BSM scenario and investigated its consequences in a rather model-dependent setup. The results from those studies would seem to indicate that in order to make any progress towards determining what kind of new physics is being discovered, and in particular towards mass and spin measurements, one must attempt at least some partial reconstruction of the events, by assuming a particular production mechanism, and then identifying the decay products from a suitable decay chain [8–56]. In doing so, one inevitably encounters a combinatorial problem whose severity depends on the new physics model and the type of discovery signature. For example, complex event topologies with a large number n_{vis} of visible particles, and/or a large number of jets but few or no leptons, will be rather difficult to decipher, especially in the early data. Therefore, it is fair to ask whether one can say something about the newly discovered physics and in particular about its mass scale, using only inclusive and global¹ event variables, before attempting any event reconstruction.

In this paper, therefore, we shall concentrate on the most general topology exhibited in figure 1 and we shall make no further assumptions about the underlying event structure. For example, we shall not specify anything about the production mechanism. In particular, we shall *not* make the usual assumption that the BSM particles are pair produced and, consequently, that there are two and only two BSM decay chains resulting in $n_\chi = 2$ identical dark matter particles with equal masses $m_1 = m_2$. Accordingly, we shall not make any attempt to group the observed SM objects X_i , $i = 1, 2, \dots, n_{\text{vis}}$, into subsets corresponding to individual decay chains. Furthermore, we shall in principle allow for the presence of SM neutrinos which could contribute towards the measured MET. In this sense our approach will be completely general and model-independent.

¹Here and throughout the paper, we use the term “global” from an experimentalist’s point of view. Strictly speaking, the detectors are not fully hermetic, hence no variable can be truly global in the theorist’s sense.

Given this very general setup, our first goal will be to define a global event variable which is sensitive to the mass scale of the particles that were originally produced in the event of figure 1, or more generally, to the typical energy scale of the event. Since we are not attempting any event reconstruction, this variable should be defined only in terms of the global event variables describing the visible particles X_i , namely, the *total* energy E in the event, the transverse components P_x and P_y and the longitudinal component P_z of the *total* visible momentum \vec{P} in the event. In the same spirit, the only experimentally available information regarding the invisible particles that we are allowed to use is the missing transverse momentum $\vec{\cancel{P}}_T$ (see figure 1). Of course, the missing transverse momentum $\vec{\cancel{P}}_T$ is related to the transverse components P_x and P_y of the total visible momentum \vec{P} as

$$\vec{\cancel{P}}_T = -(P_x \vec{e}_x + P_y \vec{e}_y) = -\vec{P}_T, \tag{1.2}$$

so that we can use $\vec{\cancel{P}}_T$ and $\vec{P}_T \equiv P_x \vec{e}_x + P_y \vec{e}_y$ interchangeably. Then, the commonly used missing energy \cancel{E}_T is nothing but the magnitude \cancel{P}_T of the measured missing momentum $\vec{\cancel{P}}_T$:

$$\cancel{E}_T \equiv \cancel{P}_T = P_T = \sqrt{P_x^2 + P_y^2}. \tag{1.3}$$

The main idea of this paper is to propose a new global and inclusive variable \hat{s}_{\min} defined as follows. \hat{s}_{\min} is simply the *minimum* value of the parton-level Mandelstam variable \hat{s} which is consistent with the observed set of E , P_z and \cancel{P}_T in a given event.² Correspondingly, its square root $\hat{s}_{\min}^{1/2}$ is the *minimum* parton level center-of-mass energy, which is required in order to explain the observed values of E , P_z and \cancel{E}_T . Our main result, derived below in section 2, is the relation expressing the so defined $\hat{s}_{\min}^{1/2}$ in terms of the measured global and inclusive quantities E , P_z and \cancel{E}_T . In section 2 we shall prove that $\hat{s}_{\min}^{1/2}$ is always given by the formula

$$\hat{s}_{\min}^{1/2}(M_{\text{inv}}) \equiv \sqrt{E^2 - P_z^2} + \sqrt{\cancel{E}_T^2 + M_{\text{inv}}^2}, \tag{1.4}$$

where the mass parameter M_{inv} is nothing but the total mass of all invisible particles in the event:

$$M_{\text{inv}} \equiv \sum_{i=1}^{n_{\text{inv}}} m_i = \sum_{i=1}^{n_{\chi}} m_i, \tag{1.5}$$

and the second equality follows from the assumption of vanishing neutrino masses (1.1).

As can be seen from its defining equation (1.4), the variable $\hat{s}_{\min}^{1/2}$ is actually a function of the unknown mass parameter M_{inv} . This is the price that we will have to pay for the model-independence of our setup. This situation is very similar to the case of the Cambridge M_{T2} variable [9, 14, 34–37, 45, 52, 53] and its various cousins [33, 38, 39, 41, 42, 46, 48, 50, 54, 55], which are also defined in terms of the unknown test mass of a missing BSM particle. However, the Cambridge M_{T2} variable is a much more model-dependent quantity, since it requires the identification of two separate decay chains in the events. Furthermore, in some special cases (more precisely, those of $M_{T2}^{(n,n,n-1)}$ in the language of [54]) M_{T2} is

²In what follows, instead of \cancel{P}_T we choose to use the more ubiquitous \cancel{E}_T , since the two are essentially the same, see (1.3).

essentially a purely transverse quantity, and in this sense would not make full use of all of the available information in the event. In contrast, our variable $\hat{s}_{\min}^{1/2}$ is defined in a fully inclusive manner, and uses the longitudinal event information as well.

After deriving our main result (1.4) in section 2, we devote the rest of the paper to studies of its properties. For example, in section 3 we shall compare $\hat{s}_{\min}^{1/2}$ to some other global and inclusive variables which have been considered as measures of the mass scale of the new particles: H_T [12], the total visible invariant mass M [2], the missing transverse energy \cancel{E}_T , the total energy E , and the total transverse energy E_T in the event. We shall use several examples from SM $t\bar{t}$ production, as well as supersymmetry (SUSY), to demonstrate that among all those possibilities, the variable $\hat{s}_{\min}^{1/2}$ is the one which is best correlated with the mass scale of the produced particles, even when we conservatively set the unknown mass parameter M_{inv} to zero. In section 4 we shall investigate the dependence of the $\hat{s}_{\min}^{1/2}$ variable on the a priori unknown mass parameter M_{inv} , using conventional SUSY pair-production for illustration. We shall find a very interesting result: when the parameter M_{inv} happens to be equal to its true value, the *peak* in the $\hat{s}_{\min}^{1/2}$ distribution is surprisingly close to the SUSY mass threshold. This correlation persists even when the two SUSY particles produced in the hard scattering are very different, for example, in associated gluino-LSP production. This observation opens up the possibility of a new, all inclusive and completely model-independent measurement of the mass scale of the new (parent) particles produced in the event: we simply read off the location of the peak in the $\hat{s}_{\min}^{1/2}$ distribution, and interpret it as the mass threshold of the parent particles. Because of the intrinsic dependence on the unknown mass parameter M_{inv} , the method only provides a relation between the mass of the parent particle and the mass of the dark matter particle, just like the method of the Cambridge M_{T2} variable [9]. However, unlike the M_{T2} endpoint measurements, our measurement is based on an all-inclusive global variable, and does not require any event reconstruction at all. It is worth noting that since we are correlating a physics parameter to the *peak*, rather than the *endpoint* of an observed distribution, our measurement will be less prone to errors due to finite statistics, detector resolution, finite width effects etc., which represents another important advantage of the $\hat{s}_{\min}^{1/2}$ variable. The accuracy of our new mass measurement method is investigated quantitatively in sections 5 and 6. Our discussion in sections 3, 4 and 5, while demonstrating the usefulness of the $\hat{s}_{\min}^{1/2}$ variable, will be limited to an ideal case, where the effects from initial state radiation (ISR), multiple parton interactions (MPI) and pile-up are negligible. In section 6 we investigate the adverse effect of those latter factors on the $\hat{s}_{\min}^{1/2}$ measurement in a realistic experimental environment and discuss different approaches for minimizing their impact. In section 7 we summarize our main points and conclude.

2 Derivation of $\hat{s}_{\min}^{1/2}$

In this section we shall derive the general formula (1.4) advertised in the Introduction. Before we begin, let us introduce some notation. We shall denote the three-momenta of the invisible particles χ_i , $i = 1, 2, \dots, n_{\text{inv}}$, with \vec{p}_i , or in components p_{ix} , p_{iy} and p_{iz} . As usual, we choose the z -axis along the beam direction, so that p_{ix} and p_{iy} are the components

of the transverse momentum \vec{p}_{iT} . As already mentioned in the Introduction, the masses of the invisible particles will be denoted by m_i .

Our starting point will be the expression for the parton-level Mandelstam variable \hat{s} for the event depicted in figure 1:

$$\begin{aligned} \hat{s} &= \left(E + \sum_{i=1}^{n_{\text{inv}}} \sqrt{m_i^2 + \vec{p}_i^2} \right)^2 - \left(\vec{P} + \sum_{i=1}^{n_{\text{inv}}} \vec{p}_i \right)^2 \\ &= \left(E + \sum_{i=1}^{n_{\text{inv}}} \sqrt{m_i^2 + \vec{p}_{iT}^2 + p_{iz}^2} \right)^2 - \left(\vec{P}_T + \sum_{i=1}^{n_{\text{inv}}} \vec{p}_{iT} \right)^2 - \left(P_z + \sum_{i=1}^{n_{\text{inv}}} p_{iz} \right)^2. \end{aligned} \quad (2.1)$$

The invisible particle momenta \vec{p}_i are not measured and are therefore unknown. However, they are subject to the missing energy constraint:

$$\sum_{i=1}^{n_{\text{inv}}} \vec{p}_{iT} = \vec{P}_T = -\vec{P}_T, \quad (2.2)$$

which causes the second term in (2.1) to vanish and we arrive at a simpler version of (2.1)

$$\hat{s} = \left(E + \sum_{i=1}^{n_{\text{inv}}} \sqrt{m_i^2 + \vec{p}_{iT}^2 + p_{iz}^2} \right)^2 - \left(P_z + \sum_{i=1}^{n_{\text{inv}}} p_{iz} \right)^2. \quad (2.3)$$

We see that the expression for \hat{s} is a function of a total of $3n_{\text{inv}}$ variables \vec{p}_i which are subject to the 2 constraints (2.2). Given that we are missing so much information about the missing momenta \vec{p}_i , it is clear that there is no hope of determining \hat{s} *exactly* from experiment, and the best one can do is to use some kind of an approximation for it. For example, ref. [52] recently proposed to approximate the real values of the missing momenta \vec{p}_i with the values that determine the event M_{T2} variable. However, constructing any M_{T2} variable requires one to make certain model-dependent assumptions about the underlying topology of the event, and furthermore, for very complex events, with large n_{vis} , the associated combinatorial problem will become quite severe. Therefore, here we shall use a different, more model-independent approach. The key is to realize that the function \hat{s} has an absolute global minimum \hat{s}_{min} , when considered as a function of the unknown variables \vec{p}_i . Therefore, we choose to approximate the real values of the missing momenta with the values corresponding to the global minimum \hat{s}_{min} . The minimization of the function (2.3) with respect to the variables \vec{p}_i , subject to the constraint (2.2), is rather straightforward. The global minimum is obtained for

$$\vec{p}_{iT} = \frac{m_i}{M_{\text{inv}}} \vec{P}_T, \quad (2.4)$$

$$p_{iz} = \frac{m_i P_z}{\sqrt{E^2 - P_z^2}} \sqrt{1 + \frac{P_T^2}{M_{\text{inv}}^2}}, \quad (2.5)$$

where the parameter

$$M_{\text{inv}} \equiv \sum_{i=1}^{n_{\text{inv}}} m_i = \sum_{i=1}^{n_{\chi}} m_i \quad (2.6)$$

was already defined in (1.5) and represents the total mass of all invisible particles in the event. Since the neutrinos are massless, M_{inv} only counts the masses of the BSM invisible particles which are present in the event. Substituting (2.4) and (2.5) into (2.3) and simplifying, we get the minimum value \hat{s}_{min} of the function (2.3) to be

$$\hat{s}_{\text{min}}(M_{\text{inv}}) = \left(\sqrt{E^2 - P_z^2} + \sqrt{P_T^2 + M_{\text{inv}}^2} \right)^2. \quad (2.7)$$

Since the right-hand side is a complete square, it is convenient to take the square root of both sides and consider instead

$$\hat{s}_{\text{min}}^{1/2}(M_{\text{inv}}) = \sqrt{E^2 - P_z^2} + \sqrt{P_T^2 + M_{\text{inv}}^2}, \quad (2.8)$$

which can be equivalently rewritten in terms of the missing energy \cancel{E}_T as

$$\hat{s}_{\text{min}}^{1/2}(M_{\text{inv}}) = \sqrt{E^2 - P_z^2} + \sqrt{\cancel{E}_T^2 + M_{\text{inv}}^2}, \quad (2.9)$$

completing the proof of (1.4).

A few comments regarding the variable $\hat{s}_{\text{min}}^{1/2}$ defined in (2.9) are in order. Perhaps the most striking feature of $\hat{s}_{\text{min}}^{1/2}$ is its simplicity: the result (2.9) holds for completely general types of events, with any number and/or types of missing particles. Clearly, $\hat{s}_{\text{min}}^{1/2}$ itself is both a global and an inclusive variable, since it is defined in terms of the global and inclusive event quantities E , P_z and \cancel{E}_T , which do not require any explicit event reconstruction. It is easy to see that the expression (2.9) is invariant under longitudinal boosts, since it depends on the quantities $E^2 - P_z^2$, \cancel{E}_T and M_{inv} , all three of which are invariant under such boosts. Also notice that $\hat{s}_{\text{min}}^{1/2}$ has units of energy and thus provides some measure of the energy scale in the event, and can be directly compared to other popular energy-scale variables (see section 3 below). In the remainder of this paper we shall investigate in more detail the properties of the new variable (2.9).

3 Comparison between $\hat{s}_{\text{min}}^{1/2}$ and other global inclusive variables

The immediate question after the discovery of a MET signal of new physics at the Tevatron or LHC, will be: “What is the energy scale of the new physics?”. We shall now argue that our global inclusive variable $\hat{s}_{\text{min}}^{1/2}$ from (2.9) provides a first, relatively quick answer to this question, which will turn out to be surprisingly accurate, given that we are not attempting any event reconstruction or modelling of the new physics. Of course, one might do better by considering exclusive signatures and applying the usual tricks for mass measurements, but chances are that this will require some time. It is therefore worth investigating how much information one can get from totally inclusive measurements like (2.9) which should be available from very early on.

To set up the subsequent discussion, let us introduce the different global variables from figure 1 which will be experimentally accessible. The total visible energy E is simply

$$E = \sum_{\alpha} E_{\alpha}, \quad (3.1)$$

where we use the index α to label the calorimeter towers, and E_α is the energy deposit in the α tower.³ As usual, since muons do not deposit significantly in the calorimeters, the measured E_α should first be corrected for the energy of any muons which might be present in the event and happen to pass through the corresponding tower α . The three components of the total visible momentum \vec{P} are

$$P_x = \sum_{\alpha} E_{\alpha} \sin \theta_{\alpha} \cos \varphi_{\alpha}, \tag{3.2}$$

$$P_y = \sum_{\alpha} E_{\alpha} \sin \theta_{\alpha} \sin \varphi_{\alpha}, \tag{3.3}$$

$$P_z = \sum_{\alpha} E_{\alpha} \cos \theta_{\alpha}, \tag{3.4}$$

where θ_α and φ_α are correspondingly the azimuthal and polar angular coordinates of the α calorimeter tower. The total transverse energy E_T is

$$E_T \equiv \sum_{\alpha} E_{\alpha} \sin \theta_{\alpha}, \tag{3.5}$$

while the missing transverse energy \cancel{E}_T was already defined in (1.3).

We are now in a position to introduce the variable H_T which is commonly used throughout the literature, yet, quite surprisingly, there is no universally accepted definition for it. The idea behind H_T is to add up the transverse energies of various objects in the event, *including* the missing energy (1.3). While the idea is rather straightforward, there are large variations when it comes to its implementation. For example, one issue is whether one should use only reconstructed objects or simply sum over all calorimeter towers as we have been doing here so far. The former method has the advantage that it would tend to reduce pollution from the underlying event, noise, etc. On the other hand, it would introduce dependence on the jet reconstruction algorithm, the ID cuts, etc. Those subtleties are avoided in the second method, which defines a purely calorimeter based H_T . There are other possible variations in the definition of H_T , for example, whether one includes all jets, or just the top 4 in p_T [12], whether or not one includes the leptons in the sum, etc. For the purposes of this paper, we do not need to go into such details, and we shall simply use a calorimeter-based, all inclusive H_T definition as

$$H_T \equiv E_T + \cancel{E}_T. \tag{3.6}$$

Finally, we shall also consider the total visible mass in the event [2]

$$M \equiv \sqrt{E^2 - P_x^2 - P_y^2 - P_z^2} = \sqrt{E^2 - \cancel{E}_T^2 - P_z^2}. \tag{3.7}$$

Note that in terms of the visible mass M just introduced, our $\hat{s}_{\min}^{1/2}$ variable (2.9) can be alternatively written in a more symmetric form as

$$\hat{s}_{\min}^{1/2}(M_{\text{inv}}) = \sqrt{\cancel{E}_T^2 + M^2} + \sqrt{E_T^2 + M_{\text{inv}}^2}. \tag{3.8}$$

³We ignore the difference in the segmentation of the hadronic and electromagnetic calorimeters, and for E_α simply add up the HCAL and ECAL energy deposits.

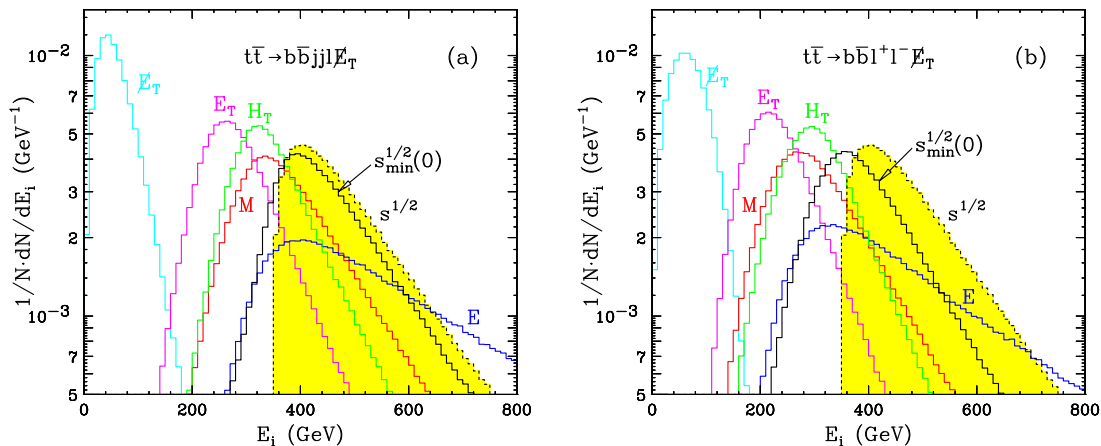


Figure 2. Unit-normalized distributions of the various energy scale variables E_i introduced in section 3: E (blue), \cancel{E}_T (cyan), E_T (magenta), H_T (green), M (red) and $\hat{s}_{\min}^{1/2}(0)$ (black); in (a) single-lepton and (b) dilepton $t\bar{t}$ events. The dotted (yellow-shaded) histograms are identical in panels (a) and (b) and show the true $\hat{s}^{1/2}$ distribution.

We are now ready to contrast the so defined global inclusive variables E , \cancel{E}_T , E_T , H_T and M to our variable $\hat{s}_{\min}^{1/2}$ defined in (2.9). Since $\hat{s}_{\min}^{1/2}(M_{\text{inv}})$ depends on the a priori unknown invisible mass parameter M_{inv} , first we need to decide what to do about the M_{inv} dependence in (2.9). In the remainder of this section, we shall adopt a most conservative approach: we will simply set $M_{\text{inv}} = 0$ and consider the variable

$$\hat{s}_{\min}^{1/2}(0) = \sqrt{E^2 - P_z^2} + \cancel{E}_T. \tag{3.9}$$

This choice is indeed very conservative: for SM processes, where the missing energy is due to neutrinos, this would be the proper variable to use anyway. On the other hand, for BSM processes with massive invisible particles, at this point we are lacking the necessary information to make a more informed choice. We shall postpone our quantitative discussion of the M_{inv} dependence in (2.9) until the next section 4.

We shall illustrate our comparisons with specific examples, illustrated in figures 2, 3 and 4. In each case, we shall plot the six different global inclusive variables E_i introduced so far, with the following color scheme: in figures 2- 4 we shall plot the calorimeter energy E (3.1) with blue lines, the missing transverse energy \cancel{E}_T (1.3) with cyan lines, the total transverse energy E_T (3.5) with magenta lines, the H_T variable (3.6) with green lines, the total visible mass M (3.7) with red lines, and finally, our $\hat{s}_{\min}^{1/2}(0)$ variable (3.9) with solid black lines. All numerical results shown here have been obtained with PYTHIA⁴ [57] and the PGS detector simulation package [58]. As our first example, shown in figure 2, we choose $t\bar{t}$ production at the LHC (the corresponding data from the Tevatron already exists, so the same comparison can also be made directly with CDF and D0 data as well). In figure 2(a) (figure 2(b)) we show our results for the semi-leptonic (dilepton) channel.

⁴For simplicity, for the numerical results shown in this and the next two sections, we turned off ISR and MPI in PYTHIA, which allows us to better illustrate and subsequently explain the salient features of $\hat{s}_{\min}^{1/2}$. The ISR and MPI effects will be studied later in section 6.

The dilepton $t\bar{t}$ sample is rather similar to a hypothetical new physics signal due to dark matter particle production: each event has a certain amount of missing energy, which is due to *two* invisible particles escaping the detector.

In each panel of figure 2, the dotted (yellow-shaded) histogram shows the true $\hat{s}^{1/2}$ distribution, which is the one we would ideally want to measure. However, due to the missing neutrinos, $\hat{s}^{1/2}$ is not directly observable, unless we make some further assumptions and attempt some kinematical event reconstruction. Therefore we concentrate on the remaining distributions shown in figure 2, which are immediately and directly observable. In particular, we shall pose the question, which among the various distributions exhibited in figure 2 seems to be the best approximation to the true $\hat{s}^{1/2}$ distribution. A quick glance at figure 2 reveals that the variable which comes closest to the true $\hat{s}^{1/2}$ is precisely our variable $\hat{s}_{\min}^{1/2}(0)$ defined in (3.9). As for the rest, we see that the missing transverse energy \cancel{E}_T is a very poor estimator of the energy scale of the events, while E_T , H_T and M are doing a little bit better, yet are still quite far off. As can be expected from its definition (3.6), H_T is always somewhat larger than E_T , while H_T and M are rather similar, with H_T (M) doing better for the dilepton (semi-leptonic) case. Finally, the total energy E is relatively close to the true $\hat{s}^{1/2}$ distribution, but is quite broad in both figures 2(a) and 2(b). In contrast, the $\hat{s}_{\min}^{1/2}(0)$ distribution is quite sharp, and is thus a better indicator of the relevant energy scale.

Let us now take a closer look at the two $\hat{s}^{1/2}$ distributions in each panel of figure 2. Since $\hat{s}_{\min}^{1/2}$ was defined through a minimization procedure, it is clear that it will always underestimate the true $\hat{s}^{1/2}$. Figure 2 quantifies the amount of this underestimation for the case of $t\bar{t}$ events. We see that $\hat{s}_{\min}^{1/2}(0)$ is tracking the true $\hat{s}^{1/2}$ quite well for the case of semi-leptonic $t\bar{t}$ events in figure 2(a). This could have been expected on very general grounds: for semi-leptonic events, we are missing a single neutrino, whose transverse momentum is actually measured through $\vec{\cancel{P}}_T$, so that the only mistake we are making in approximating $\hat{s}^{1/2} \approx \hat{s}_{\min}^{1/2}(0)$ is due to the unknown longitudinal component p_{1z} . In the case of dilepton events, however, there are two missing neutrinos, and thus more unknown degrees of freedom which we have to fix rather ad hoc according to our prescription (2.4), (2.5). The resulting error is larger and leads to a larger displacement between the true $\hat{s}^{1/2}$ distribution and its $\hat{s}_{\min}^{1/2}(0)$ approximation, as can be seen in figure 2(b).

In the case of $t\bar{t}$ illustrated in figure 2 the missing energy arises from massless SM neutrinos, so that the approximation $M_{\text{inv}} = 0$ is well justified. Let us now consider a situation where the observed missing energy signal is due to *massive* neutral stable particles, as opposed to SM neutrinos. The prototypical example of this sort is low energy supersymmetry with conserved R -parity, and this is what we shall use for our next two examples as well. Each SUSY event will be initiated by the pair-production of two superpartners, which will then cascade decay to the lightest supersymmetric particle (LSP), which we shall assume to be the lightest neutralino $\tilde{\chi}_1^0$. Since there are two SUSY cascades per event, there will be two LSP particles in the final state, so that

$$n_{\text{inv}} = n_{\chi} = 2 . \tag{3.10}$$

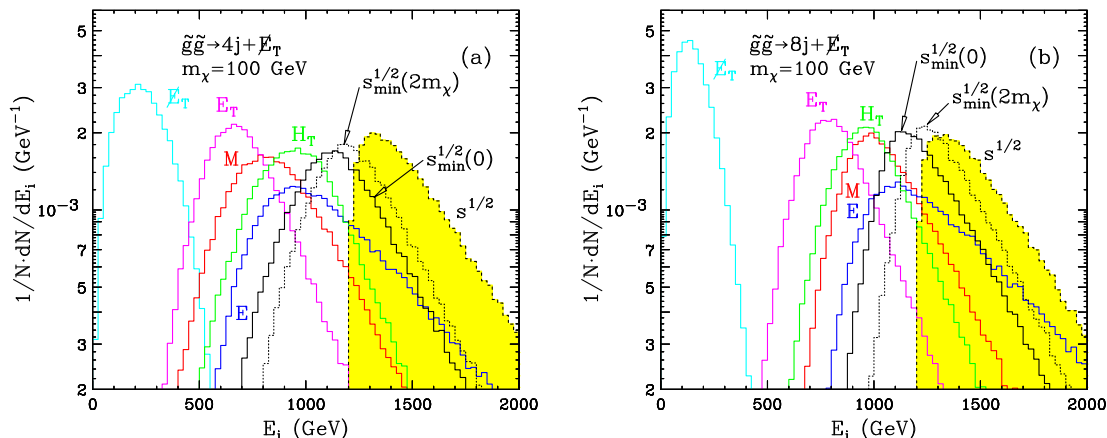


Figure 3. The same as figure 2, but for gluino pair production events with (a) 2-jet gluino decays as in (3.14) and (b) 4-jet gluino decays as in (3.15). The SUSY masses are fixed as follows: $m_{\tilde{\chi}_1^0} = 100$ GeV, $m_{\tilde{\chi}_2^0} = 200$ GeV and $m_{\tilde{g}} = 600$ GeV. In addition to the variables shown in figure 2, here we also plot the $\hat{s}_{\min}^{1/2}(2m_\chi)$ distribution (dotted line) with the correct value of the invisible mass $M_{\text{inv}} = 2m_\chi = 2m_{\tilde{\chi}_1^0}$.

Furthermore, since the two LSPs are identical, we also have

$$m_1 = m_2 \equiv m_\chi, \tag{3.11}$$

i.e. in what follows we shall denote the true LSP mass with m_χ . From (1.5), (3.10) and (3.11) it follows that the true total invisible mass in any SUSY event is simply

$$M_{\text{inv}} = 2m_\chi. \tag{3.12}$$

However, the true LSP mass m_χ is a priori unknown, therefore, when we construct our variable

$$\hat{s}_{\min}^{1/2}(M_{\text{inv}}) = \hat{s}_{\min}^{1/2}(2m_\chi) \tag{3.13}$$

for the SUSY examples, we will have to make a guess for the value of the LSP mass m_χ . We shall denote this trial value by \tilde{m}_χ , in order to distinguish it from the true LSP mass m_χ . This situation is reminiscent of the case of the Cambridge M_{T2} variable [9], where in order to construct the M_{T2} variable itself, one must first choose a test value for the LSP mass. Our notation here is consistent with the notation for M_{T2} used in [54].

We are now ready to describe our SUSY examples. For our study we will choose a rather difficult signature — jets plus \cancel{E}_T , for which all other proposed methods for mass determination are bound to face significant challenges. For concreteness, we consider gluino production, followed by a gluino decay to jets and a neutralino. In figure 3 we consider gluino pair-production ($\tilde{g}\tilde{g}$), while in figure 4 we show results for associated gluino-LSP production ($\tilde{g}\tilde{\chi}_1^0$). In addition, we consider two different possibilities for the gluino decays. The first case, shown in figures 3(a) and figures 4(a), has the gluino decaying directly to the LSP:

$$\tilde{g} \rightarrow jj\tilde{\chi}_1^0, \tag{3.14}$$

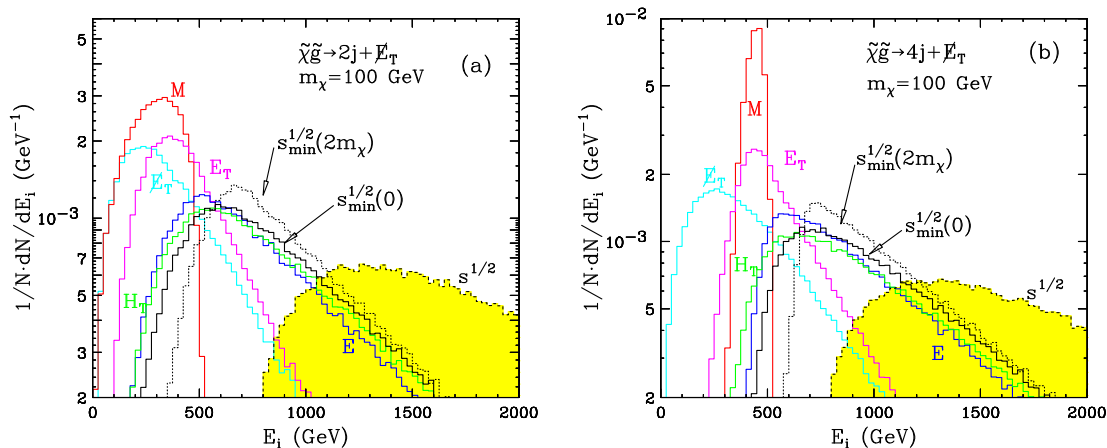


Figure 4. The same as figure 3, but for events of associated gluino-LSP production.

so that the gluino pair-production events in figure 3(a) have 4 jets and missing energy, while the associated gluino-LSP production events in figure 4(a) have two jets and missing energy. In the second case, presented in figures 3(b) and figures 4(b), we forced the gluino to always decay to $\tilde{\chi}_2^0$, which in turn decays via a 3-body decay to 2 jets and the LSP:

$$\tilde{g} \rightarrow jj\tilde{\chi}_2^0 \rightarrow jjjj\tilde{\chi}_1^0. \quad (3.15)$$

As a result, the gluino pair-production events in figure 3(b) will exhibit 8 jets and missing energy, while the associated gluino-LSP production events in figure 4(b) will have four jets and missing energy. Of course, the actual number of reconstructed jets in such events may be even higher, due to the effects of initial state radiation (ISR) and/or jet fragmentation. In any case, such multijet events will be very challenging for any exclusive reconstruction method, therefore it is interesting to see what we can learn about them from the global inclusive variables discussed here.

For concreteness, in what follows we shall always fix the relevant SUSY masses according to the approximate gaugino unification relation

$$m_{\tilde{g}} = 3m_{\tilde{\chi}_2^0} = 6m_{\tilde{\chi}_1^0} \equiv 6m_{\tilde{\chi}}, \quad (3.16)$$

and since we assume three-body decays in (3.14) and (3.15), we do not need to specify the SUSY scalar mass parameters, which can be taken to be very large. In addition, as implied by (3.16), we imagine that the lightest two neutralinos are gaugino-like, so that we do not have to specify the higgsino mass parameter either, and it can be taken to be very large as well.

Figure 3 shows our results for the different global inclusive variables introduced earlier, for the case of gluino pair-production. All in all, the outcome is not too different from what we found previously in figure 2 for the $t\bar{t}$ case: when it comes to approximating the true $\hat{s}^{1/2}$ distribution, the missing energy \cancel{E}_T does the worst, our variable $\hat{s}_{\min}^{1/2}(0)$ does the best, and all other remaining variables are somewhere in between those two extremes. This time, in figure 3 we also plot one “cheater” distribution, namely $\hat{s}_{\min}^{1/2}(2m_{\tilde{\chi}})$, where we have used

the correct value of the invisible mass $M_{\text{inv}} = 2m_\chi = 2m_{\tilde{\chi}_1^0}$. It demonstrates that knowing the actual value of the LSP mass helps (since $\hat{s}_{\text{min}}^{1/2}(2m_\chi)$ gets closer to the truth), but is not crucial: the quantity $\hat{s}_{\text{min}}^{1/2}(0)$ still does surprisingly well in approximating the true $\hat{s}^{1/2}$.

Notice that when the missing energy in the data is due to massive BSM particles, there are two sources of error in approximating $\hat{s}^{1/2} \approx \hat{s}_{\text{min}}^{1/2}(0)$, each leading to an underestimation. By comparing the three different types of $\hat{s}^{1/2}$ distributions shown in each panel of figure 3, one can see quantitatively the effect of each source. First, when we take the *minimum* possible value of $\hat{s}^{1/2}$ in (2.3), we are underestimating by a certain amount, which can be seen by comparing the “cheater” distribution $\hat{s}_{\text{min}}^{1/2}(2m_\chi)$ (dotted line) to the $\hat{s}^{1/2}$ truth (yellow shaded). Second, as we do not know a priori the LSP mass, we take conservatively $M_{\text{inv}} = 0$, which leads to a further underestimation, as evidenced by the difference between the $\hat{s}_{\text{min}}^{1/2}(0)$ distribution (solid line) and its “cheater” version $\hat{s}_{\text{min}}^{1/2}(2m_\chi)$. In spite of those two undesirable effects, the $\hat{s}_{\text{min}}^{1/2}(0)$ approximation that we end up with is still surprisingly close to the real one, and is certainly the best approximation among the variables we are considering.

The common thread in our first two examples shown in figures 2 and 3 was that the events were symmetric, i.e. we produce the same type of particles, which then decay identically on each side of the event. As our last example, we shall consider an extreme version of an asymmetric event, namely one where all visible particles come from the same side of the event, i.e. from a single decay chain. The process of associated gluino-LSP production is exactly of this type - all jets arise from the decay chain of a single gluino, which is recoiling against an LSP. The topology of these events is very different from the events considered earlier in figures 2 and 3. Nevertheless, as seen in figure 4, we find very similar results. In particular, among all the different global inclusive variables that we are considering, the quantity $\hat{s}_{\text{min}}^{1/2}(0)$ is still the one closest to the true $\hat{s}^{1/2}$ distribution.

4 Dependence of $\hat{s}_{\text{min}}^{1/2}$ on the unknown masses of invisible particles

In the previous section 3 we demonstrated the advantage of $\hat{s}_{\text{min}}^{1/2}$ in comparison to the other commonly used global inclusive event variables. From now on we shall therefore focus our discussion entirely on $\hat{s}_{\text{min}}^{1/2}$ and its properties. In this section we shall investigate in more detail the dependence of $\hat{s}_{\text{min}}^{1/2}$ on the (a priori unknown) masses of the invisible particles which are causing the observed missing energy signal. Then in the next section 5 we shall use these results to correlate the observed $\hat{s}_{\text{min}}^{1/2}$ distribution to the masses of the *parent* particles which were originally produced in the event.

Recall that in the three examples from the previous section, we always conservatively chose the invisible mass to be zero: $M_{\text{inv}} = 0$ and we correspondingly considered $\hat{s}_{\text{min}}^{1/2}(0)$. This choice is actually a good starting point in studying any missing energy signature by means of $\hat{s}_{\text{min}}^{1/2}(M_{\text{inv}})$. The assumption of $M_{\text{inv}} = 0$ is precisely what one would do if one were to assume that the missing energy is simply due to SM neutrinos, as opposed to some new physics. However, if the observed missing energy signal is in excess of the expected SM backgrounds, then an alternative, BSM explanation for those events must be sought.

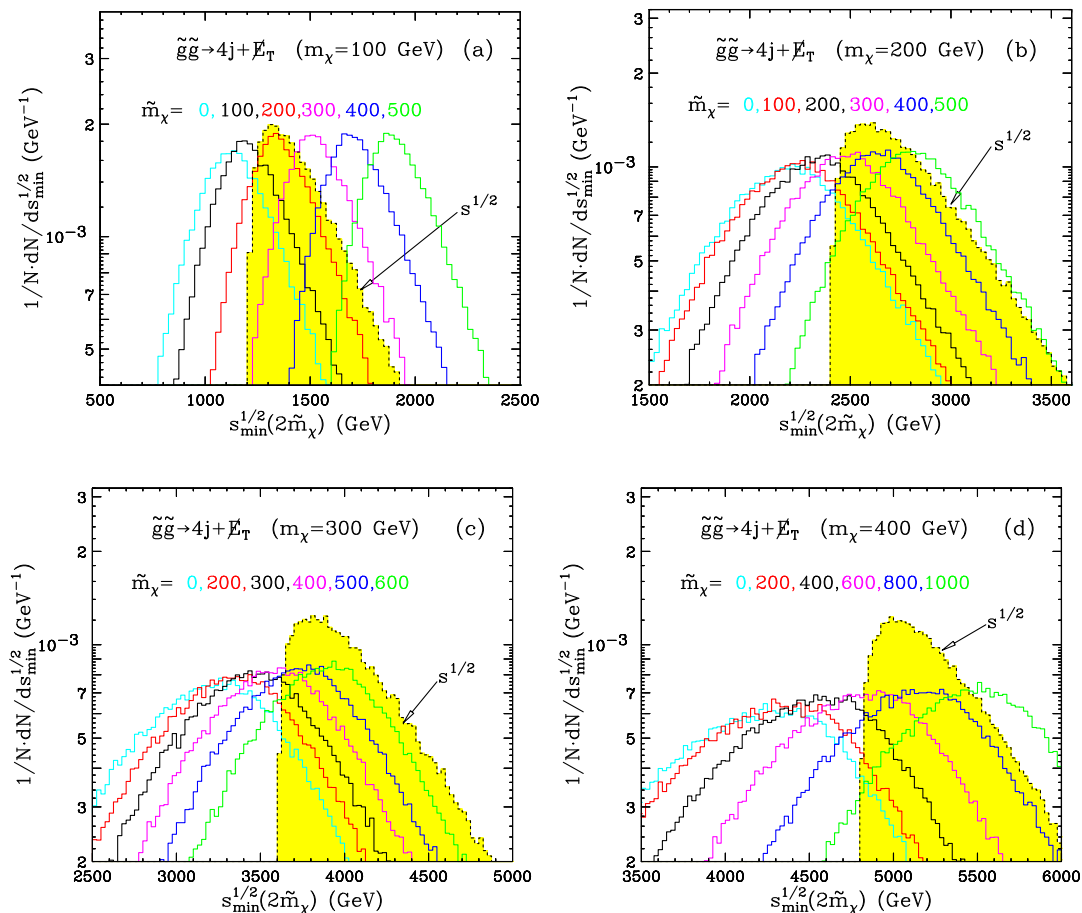


Figure 5. Unit-normalized distributions of the $\hat{s}_{\min}^{1/2}(M_{\text{inv}})$ variable for several different SUSY mass spectra: (a) $m_{\tilde{\chi}_1^0} = 100$ GeV, (b) $m_{\tilde{\chi}_1^0} = 200$ GeV, (c) $m_{\tilde{\chi}_1^0} = 300$ GeV, and (d) $m_{\tilde{\chi}_1^0} = 400$ GeV. The remaining masses are fixed according to (3.16). We consider gluino pair-production events with 2-jet gluino decays as in (3.14). In each panel, we plot the $\hat{s}_{\min}^{1/2}(M_{\text{inv}}) = \hat{s}_{\min}^{1/2}(2\tilde{m}_\chi)$ distributions for several representative values of the trial LSP mass \tilde{m}_χ as shown. The color scheme is such that the black histogram is always the case where we happen to use the correct value of the LSP mass: $\tilde{m}_\chi = m_\chi$. The dotted (yellow-shaded) histogram gives the true $\hat{s}^{1/2}$ distribution.

In that case, we would not know the mass of the invisible particles, and we would have to make a guess. Our main goal in this section is to study numerically the effect of this guess. Our philosophy will be to revisit the SUSY examples from section 3 and simply vary the test mass \tilde{m}_χ of the invisible particles (the LSPs). Since the two LSPs are identical (see eq. (3.11)), we will take their test masses to be the same as well.

Our results are presented in figures 5, 6 and 7. In figures 5 and 6 we consider gluino pair production. In figure 5 each gluino decays to 2 jets as in (3.14), while in figure 6 each gluino decays to 4 jets as in (3.15). Then in figure 7 we consider asymmetric events of associated gluino-LSP production, where the single gluino decays to 4 jets as in (3.15). In each figure, we consider four different study points, defined through the value of the true LSP mass m_χ . In all three figures 5–7, panels (a) correspond to $m_\chi = 100$ GeV,

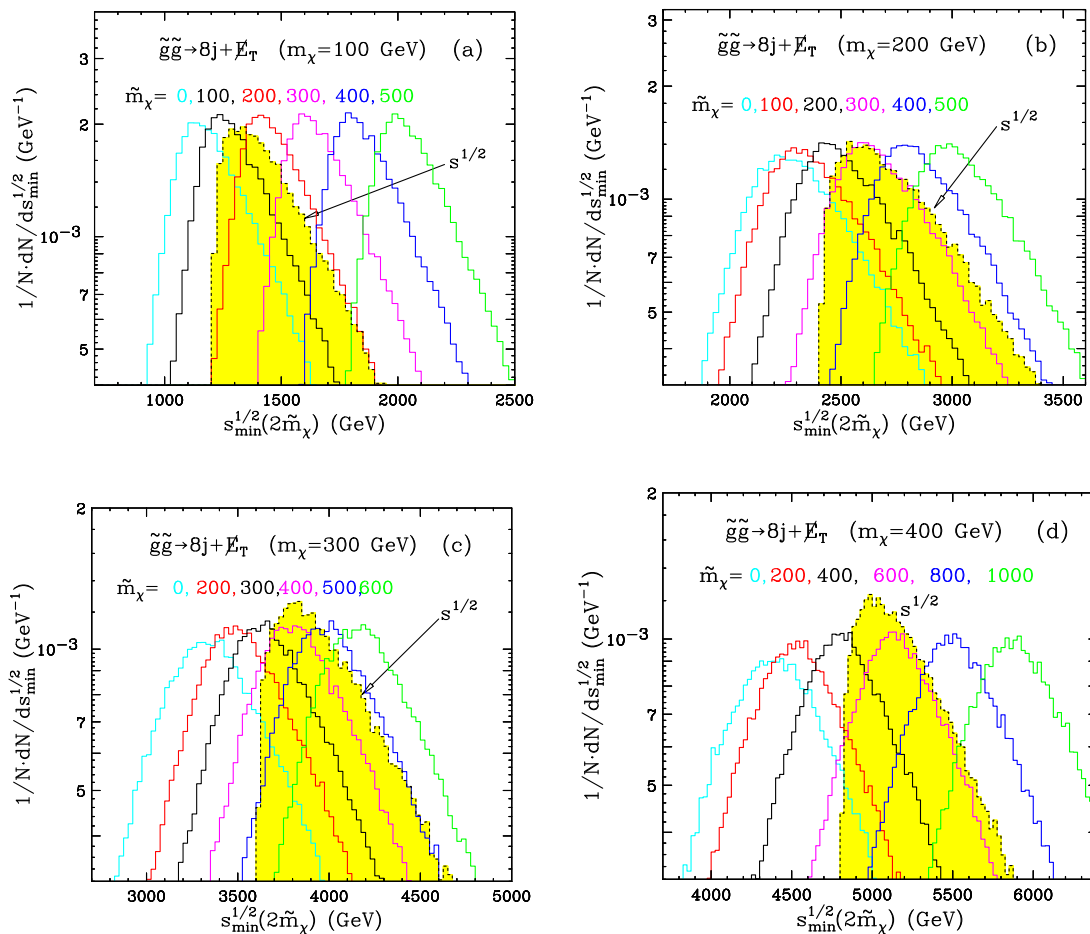


Figure 6. The same as figure 5, but for 4-jet gluino decays as in (3.15).

panels (b) have $m_\chi = 200$ GeV, panels (c) have $m_\chi = 300$ GeV, while in panels (d) $m_\chi = 400$ GeV. As before, the remaining masses $m_{\tilde{g}}$ and $m_{\tilde{\chi}_2^0}$ are always fixed according to the approximate gaugino unification relation (3.16). Each panel in figures 5–7 exhibits the true $\hat{s}^{1/2}$ distribution (yellow-shaded histogram), and the corresponding $\hat{s}_{\min}^{1/2}(2\tilde{m}_\chi)$ distributions for several representative values of the test LSP mass \tilde{m}_χ . Each $\hat{s}_{\min}^{1/2}$ curve is both color coded and labelled by its corresponding value of \tilde{m}_χ . Our color scheme is such that the $\hat{s}_{\min}^{1/2}$ histogram in black is the one where we happen to use the correct value of the LSP mass, i.e. when $\tilde{m}_\chi = m_\chi$.

The qualitative behavior seen in figures 5–7 is more or less as expected: the $\hat{s}_{\min}^{1/2}(2\tilde{m}_\chi)$ distributions shift to higher energy scales, as we increase the value of the test mass \tilde{m}_χ . This can be easily understood from the definition (2.9) of the $\hat{s}_{\min}^{1/2}(M_{\text{inv}})$ variable: for any given set of E , P_z and \cancel{E}_T values, $\hat{s}_{\min}^{1/2}(M_{\text{inv}})$ is a monotonically increasing function of M_{inv} . The shifts observed in figures 5–7 also make perfect physical sense: obviously, one needs more energy in order to produce heavier invisible particles.

Let us now concentrate on the quantitative aspects of figures 5–7. Upon careful inspection of the three figures, we notice that when the test mass \tilde{m}_χ is equal to the true mass

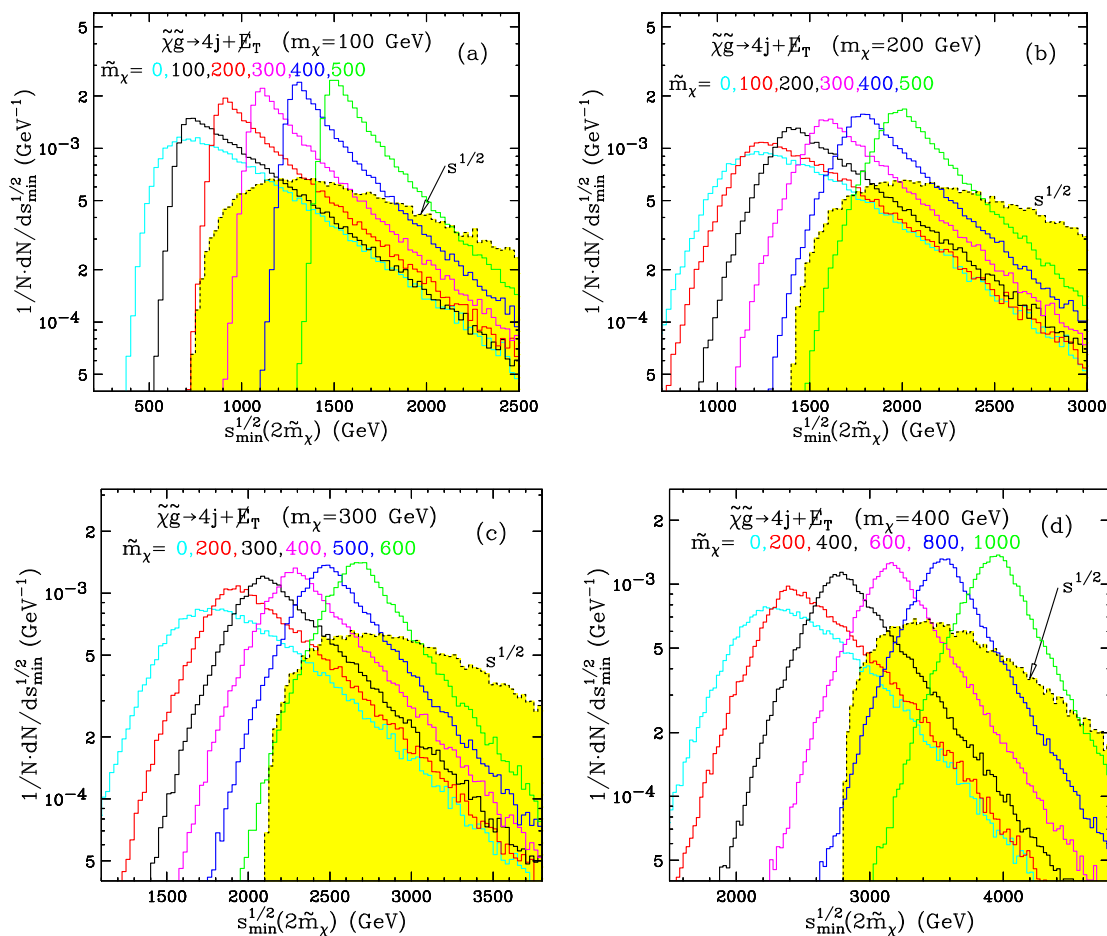


Figure 7. The same as figure 6, but for events of associated gluino-LSP production ($\tilde{g}\tilde{\chi}_1^0$).

m_χ (i.e. for the black colored histograms), the corresponding distribution $\hat{s}_{\min}^{1/2}(2m_\chi)$ peaks very close to the true $\hat{s}^{1/2}$ threshold $(\hat{s}^{1/2})_{thr}$. As usual, we define the threshold $(\hat{s}^{1/2})_{thr}$ as the value where the true $\hat{s}^{1/2}$ distribution (yellow shaded histogram) sharply turns on. This observation is potentially extremely important, since the threshold $(\hat{s}^{1/2})_{thr}$ is simply related to the masses of the two particles which were originally produced in the event. For example, for the gluino pair production events in figures 5 and 6 the threshold is given by

$$\left(\hat{s}^{1/2}\right)_{thr} = 2m_{\tilde{g}} = 12m_\chi, \quad (4.1)$$

where the second equality is valid only under the gaugino unification assumption (3.16). Similarly, in the case of associated gluino-LSP production in figure 7, the threshold is given by

$$\left(\hat{s}^{1/2}\right)_{thr} = m_{\tilde{g}} + m_{\tilde{\chi}_1^0} = 7m_\chi, \quad (4.2)$$

where once again the second equality is due to our assumption (3.16). It is easy to verify that in all three figures 5, 6 and 7, the $\hat{s}^{1/2}$ thresholds (i.e. the sharp turn-ons in the yellow-shaded distributions) always occur at the locations predicted in eqs. (4.1) and (4.2).

Let us now introduce one last piece of notation. In what follows we shall use the notation

$$\left(\hat{s}_{\min}^{1/2}(M_{\text{inv}})\right)_{\text{peak}} \tag{4.3}$$

to denote the particular value of $\hat{s}_{\min}^{1/2}$ where we find the peak of the distributions

$$\frac{dN(\hat{s}_{\min}^{1/2}(M_{\text{inv}}))}{d\hat{s}_{\min}^{1/2}} \tag{4.4}$$

which are plotted in figures 5–7. In other words,

$$\left[\frac{d}{d\hat{s}_{\min}^{1/2}} \frac{dN(\hat{s}_{\min}^{1/2}(M_{\text{inv}}))}{d\hat{s}_{\min}^{1/2}} \right]_{\hat{s}_{\min}^{1/2} = \left(\hat{s}_{\min}^{1/2}(M_{\text{inv}})\right)_{\text{peak}}} = 0. \tag{4.5}$$

With those conventions, we can now formulate our empirical observation above as

$$\left(\hat{s}^{1/2}\right)_{\text{thr}} \approx \left(\hat{s}_{\min}^{1/2}(2m_{\chi})\right)_{\text{peak}}. \tag{4.6}$$

The last equation is one of the main results in this paper. While we were not able to derive it in a strict mathematical sense, it is nevertheless supported by our numerical results shown in figures 5–7. We also checked many other SUSY examples, where we used different mass spectra and different production processes and decays. We found that in all cases the approximate relation (4.6) still holds. figure 8 quantifies this statement for the two previously considered processes of gluino pair production and associated gluino-LSP production, where the gluinos are forced to decay either to 2 jets as in (3.14) or to 4 jets as in (3.15). In the figure we compare the following three quantities, all of which are related in one way or another to the energy scale $\hat{s}^{1/2}$ of the events:

- $\left(\hat{s}^{1/2}\right)_{\text{ave}}$: this is the average of the true $\hat{s}^{1/2}$ distribution (the one shown in the previous figures with the yellow-shaded histogram). Here we had to pick some variable which would characterize the true $\hat{s}^{1/2}$ distribution. Two alternative choices which we also considered were the peak or the mean of the true $\hat{s}^{1/2}$ distribution. All three of these variables are numerically quite close, with the peak value typically being the lowest, and the average value being the largest. In the end we chose $\left(\hat{s}^{1/2}\right)_{\text{ave}}$ for its computational simplicity. This choice is rather inconsequential for our conclusions below, since we are introducing the $\left(\hat{s}^{1/2}\right)_{\text{ave}}$ variable only for illustration purposes in figure 8. As we shall see, $\left(\hat{s}^{1/2}\right)_{\text{ave}}$ actually cancels out in the final comparison between the next two variables.
- $\left(\hat{s}^{1/2}\right)_{\text{thr}}$: this is the threshold of the true $\hat{s}^{1/2}$ distribution, i.e. the minimum allowed value of $\hat{s}^{1/2}$. Since the minimum $\hat{s}^{1/2}$ is obtained when the parent particles are produced at rest, $\left(\hat{s}^{1/2}\right)_{\text{thr}}$ is nothing but the sum of the parent particle masses, as indicated in eqs. (4.1) and (4.2). Therefore, $\left(\hat{s}^{1/2}\right)_{\text{thr}}$ is precisely the parameter that we would like to measure, in order to determine the true mass scale of the parent particles.

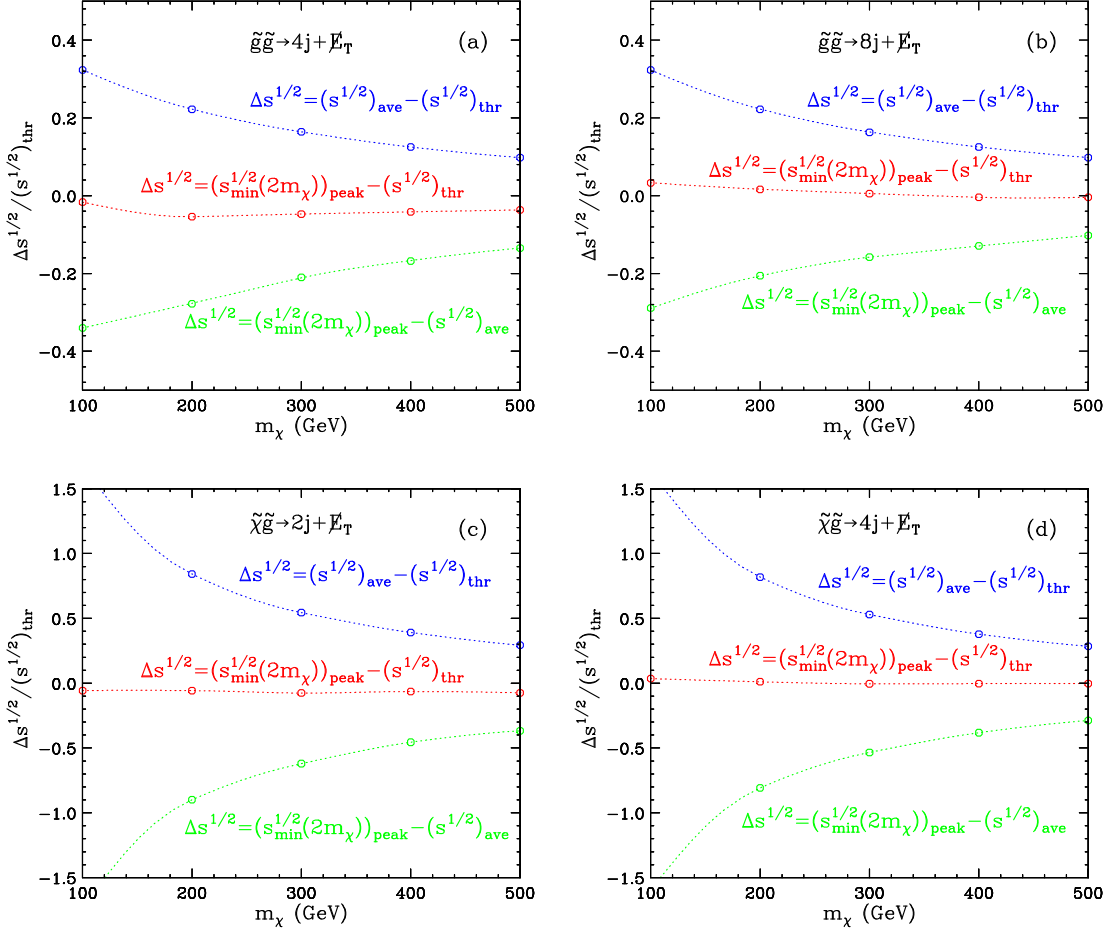


Figure 8. Validity of the approximation (4.6) as a function of the LSP mass m_χ . The SUSY mass spectrum is fixed as in (3.16). In panels (a) and (b) we consider gluino pair production events, while in panels (c) and (d) we study associated gluino-LSP production. In panels (a) and (c) we force the gluino to decay to 2 jets as in (3.14), while in panels (b) and (d) each gluino decays to 4 jets as in (3.15). In each panel we compare the following three quantities: $(\hat{s}^{1/2})_{ave}$, which is the average of the true $\hat{s}^{1/2}$ distribution; $(\hat{s}^{1/2})_{thr}$, which is the threshold of the true $\hat{s}^{1/2}$ distribution; and $(\hat{s}_{min}^{1/2}(2m_\chi))_{peak}$, which is the location of the peak of the $\hat{s}_{min}^{1/2}(2m_\chi)$ distribution.

- $(\hat{s}_{min}^{1/2}(2m_\chi))_{peak}$: this is the parameter defined in eq. (4.5), namely the location of the peak of the $\hat{s}_{min}^{1/2}(2m_\chi)$ distribution, where we use the correct value for the invisible mass, in this case $M_{inv} = 2m_\chi$, since each SUSY event has two escaping LSPs.

According to our empirically derived conjecture (4.6), the last two variables are approximately equal, and the purpose of figure 8 is to test this hypothesis, using the previously considered SUSY examples: gluino pair production (panels (a) and (b)), and associated gluino-LSP production (panels (c) and (d)). In panels (a) and (c) we force the gluino to decay to 2 jets as in (3.14), while in panels (b) and (d) each gluino decays to 4 jets as in (3.15). Each line in figure 8 gives the fractional difference between a pair of $\hat{s}^{1/2}$ quan-

ties as defined above. For normalisation we used the value of $(\hat{s}^{1/2})_{thr}$, which is given by (4.1) for panels (a) and (b) and by (4.2) for panels (c) and (d). We vary the relevant part of the SUSY spectrum by changing the input value of the LSP mass m_χ and adjusting the other masses in accord with (3.16).

The main result in figure 8 is the comparison between the experimentally observable quantity $(\hat{s}_{min}^{1/2}(2m_\chi))_{peak}$ and the theoretical parameter $(\hat{s}^{1/2})_{thr}$. As indicated by the red lines in figure 8, for the examples shown, those two quantities differ by no more than 10%, thus validating our conjecture (4.6) at the 10% level as well. We find this result quite intriguing. After all, we have not attempted any event reconstruction or decay chain identification, we are looking at very complex and challenging multijet signatures, and we have even included detector resolution effects. After all those detrimental factors, the possibility of making any kind of statement regarding the mass scale of the new physics at the level of 10% should be considered as rather impressive.

We find it instructive to understand how we ended up with the observed precision, by comparing these two quantities $(\hat{s}_{min}^{1/2}(2m_\chi))_{peak}$ and $(\hat{s}^{1/2})_{thr}$ to the true $\hat{s}^{1/2}$ as represented by its average $(\hat{s}^{1/2})_{ave}$. The blue lines in figure 8 show the fractional difference between $(\hat{s}^{1/2})_{ave}$ and $(\hat{s}^{1/2})_{thr}$. We see that this difference varies by quite a lot, on the order of 10-30% for gluino pair-production, but may get in excess of 150% for associated gluino-LSP production. As expected, $(\hat{s}^{1/2})_{ave}$ is always larger than the threshold value $(\hat{s}^{1/2})_{thr}$, since the parent particles are typically produced with some boost, and the blue lines in figure 8 simply quantify the effect of this boost.

On the other hand, the green lines in figure 8 represent the fractional difference (again normalised to $(\hat{s}^{1/2})_{thr}$) between the measurable quantity $(\hat{s}_{min}^{1/2}(2m_\chi))_{peak}$ introduced earlier in eq. (4.5), and the true energy scale of the events as given by $(\hat{s}^{1/2})_{ave}$. We see that this time the fractional difference is negative, which simply reflects the fact that our variable $\hat{s}_{min}^{1/2}$, being defined through a minimization condition, will always underestimate the true energy scale. The interesting fact is that while the blue and green curves in figure 8 have opposite signs, in absolute value they are very similar, leading to a fortuitous cancellation. The resulting discrepancy indicated by the red lines is therefore much smaller than either of the two individual errors indicated by the blue and green lines.

It is now easy to understand qualitatively the origin of the approximate relation (4.6). Due to the boost at production, the true energy scale $\hat{s}^{1/2}$ is larger than the threshold energy $(\hat{s}^{1/2})_{thr}$ by a certain amount. Later on, when we approximate $\hat{s}^{1/2}$ with $\hat{s}_{min}^{1/2}$, we underestimate the true energy scale $\hat{s}^{1/2}$ by more or less the same amount, bringing us back near the threshold $(\hat{s}^{1/2})_{thr}$. As a result, the $\hat{s}_{min}^{1/2}$ distribution *peaks* very near the mass threshold $(\hat{s}^{1/2})_{thr}$ which we are trying to measure in the first place. Of course, the proximity of the $\hat{s}_{min}^{1/2}$ peak to the threshold $(\hat{s}^{1/2})_{thr}$ will be process dependent, but according to the examples considered here, holds to a remarkable accuracy.

5 Correlation of the $\hat{s}_{min}^{1/2}$ peak with the heavy particle mass threshold

In the absence of a rigorous mathematical derivation, eq. (4.6) should be considered simply as a conjecture. Nevertheless, once eq. (4.6) is assumed to be approximately true, it allows

us to *measure* the mass scale of the parent particles in terms of the hypothesized test mass \tilde{m}_χ of the lightest invisible particle, e.g. the LSP in SUSY. For example, in the case of gluino pair-production in SUSY, we can use eqs. (4.1) and (4.6) to obtain a measurement of the gluino mass

$$\tilde{m}_{\tilde{g}}(\tilde{m}_\chi) \approx \frac{1}{2} \left(\hat{s}_{\min}^{1/2}(2\tilde{m}_\chi) \right)_{peak} \quad (5.1)$$

as a function of the trial LSP mass \tilde{m}_χ . Similarly, we can measure the gluino mass even in the much more challenging case of associated gluino-LSP production: from eqs. (4.2) and (4.6), we obtain

$$\tilde{m}_{\tilde{g}}(\tilde{m}_\chi) \approx \left(\hat{s}_{\min}^{1/2}(2\tilde{m}_\chi) \right)_{peak} - \tilde{m}_\chi . \quad (5.2)$$

As evidenced from eqs. (5.1) and (5.2), these measurements are very straightforward, since the only experimental input needed for them is the location of the peak of our all-inclusive global variable $\hat{s}_{\min}^{1/2}$. One should not be bothered by the fact that we did not get an absolute measurement of the gluino mass, but only obtain it as a function of the LSP mass. This is a well-known drawback of the other common mass measurement methods as well. For example, the classic M_{T2} endpoint analysis only yields the heavier parent mass as a function of the lighter child mass [9]. Similarly, the measurement of a single endpoint in some observable invariant mass distribution provides only a single functional relation between the masses of the intermediate particles in the decay chain, and by itself does not measure the absolute scale. In this sense, our measurement (5.1) is on equal footing with the more traditional methods.

However, it is worth emphasizing the advantage of our method in the case of asymmetric events, where the parent particles are very different. An extreme version of such events is provided by the associated gluino-LSP production considered earlier. Under those circumstances, the standard M_{T2} method does not apply, while the single decay chain in the event may prove to be too short or too messy to provide a clean measurement through the invariant mass endpoint method. In contrast, we can still utilize $\hat{s}_{\min}^{1/2}$ for the measurement indicated in (5.2) and a corresponding gluino mass determination.

Let us now see how well the proposed measurements (5.1) and (5.2) will do for each of the SUSY examples considered in the previous section. In figure 9(a) we used eq. (5.1) to convert our previous measurements of the various $\hat{s}_{\min}^{1/2}(2\tilde{m}_\chi)$ peaks in figures 5 and 6 into a corresponding gluino mass measurement. The red (blue) dashed lines correspond to the case of 4-jet (2-jet) gluino decays as in (3.15) ((3.14)). We show results for the same four study points used in the four panels of figures 5 and 6, and the open circles mark the locations of the true masses $(m_\chi, m_{\tilde{g}})$, for each study point.

The quality of the measurement (5.1) can be judged from the proximity of the experimentally derived $\tilde{m}_{\tilde{g}}(\tilde{m}_\chi)$ curves shown in the figure to the exact location of the true masses $(m_\chi, m_{\tilde{g}})$. We see that both the red and blue curves in figure 9(a) pass very close to the true answer, especially for the study points with lower m_χ . In fact, we obtain a better measurement from the more complex 8-jet events (the red curves). At first sight, this may seem counterintuitive, until one realizes that the more visible objects are present in the event, the smaller the effect of the missing particles, and hence the smaller the error due to

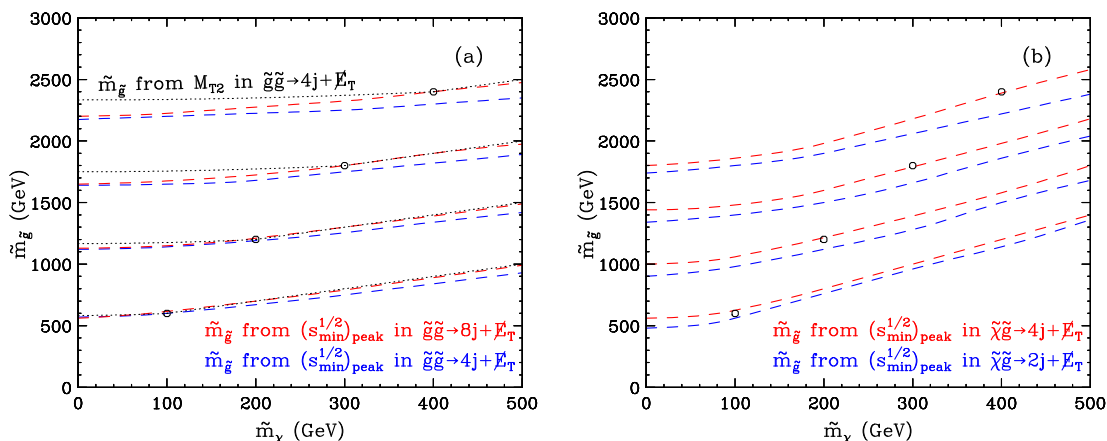


Figure 9. The correlation between the test LSP mass \tilde{m}_χ and the corresponding gluino mass $\tilde{m}_{\tilde{g}}$, derived from (a) our proposed measurement (5.1) in gluino pair-production events, or (b) our proposed measurement (5.2) in associated gluino-LSP production events. Red (blue) lines correspond to the case of gluino decays to 4 jets as in (3.15) (gluino decays to 2 jets as in (3.14)). The black dotted lines in panel (a) indicate the theoretically derived correlation from an ideal M_{T2} endpoint analysis, i.e. assuming perfect resolution of the jet combinatorial ambiguity and ignoring any detector smearing. The open circles mark the locations of the true masses ($m_\chi, m_{\tilde{g}}$), for each of our four study points.

our approximation (2.4), (2.5). Such multijet events appear very challenging to be tackled by any other means. For the sake of comparison, the black dotted lines in figure 9(a) show the theoretically derived correlation from an ideal M_{T2} endpoint analysis, i.e. assuming perfect resolution of the jet combinatorial ambiguity and ignoring any detector resolution effects. Comparing the red line from our measurement (5.1) to the ideal M_{T2} line, we are tempted to conclude that, in essence, our $\hat{s}_{\min}^{1/2}$ variable contains pretty much the same amount of information as M_{T2} . The big advantage of $\hat{s}_{\min}^{1/2}$, however, is the fact that we can obtain this information at a much lower cost in terms of analysis effort.

Finally, in figure 9(b) we show our results from the analogous measurement (5.2) in the case of associated gluino-LSP production. Here we also consider two different options for the gluino decay — 2 jet decays as in (3.14) (blue lines), or 4 jet decays as in (3.15) (red lines). We then plot the resulting functional dependence $\tilde{m}_{\tilde{g}}(\tilde{m}_\chi)$ for each of the four study points considered earlier. Comparing figure 9(b) to figure 9(a) which we just discussed, we arrive at very similar conclusions: the measurement (5.2) is still quite accurate, and the superior result is provided by the more complex topology. Notice that here we do not show any M_{T2} -based results, since the concept of M_{T2} can not be applied to an extremely asymmetric topology like this one.

6 The impact of initial state radiation and multiple parton interactions

Up to now we have been discussing the $\sqrt{\hat{s}}$ variable of the primary parton-level hard scattering (HS). In principle, $\sqrt{\hat{s}}$ can be measured exactly, whenever we could both detect and identify the decay products of the heavy particles which were initially produced in the

HS. Unfortunately, in reality it is rather difficult to measure $\sqrt{\hat{s}}$ directly, for a couple of reasons:

1. *Omitting relevant particles from the $\sqrt{\hat{s}}$ calculation.* This case arises whenever some of the decay products resulting from the HS are not detected. For example, this may happen due to the imperfect hermeticity of the detector, where some of the relevant decay products are lost down the beam pipe. Fortunately, in reality this effect is pretty small. A much more serious problem arises whenever there are invisible particles χ_i (see figure 1) among the relevant decay products. Then, a relatively large fraction of the initial $\sqrt{\hat{s}}$ may go undetected, as can be seen by comparing the $\sqrt{\hat{s}}_{\min}$ distributions in figures 3–7 to the respective true (yellow-shaded) $\sqrt{\hat{s}}$ distributions.
2. *Including irrelevant particles in the $\sqrt{\hat{s}}$ calculation.* In general, any given event will contain a certain number of particles which will be seen in the detector, but *did not* originate from the primary HS. Initial state radiation (ISR), multiple parton interactions (MPI) and pile-up are the main examples of processes contributing to this effect. The pile-up effect can be controlled by a suitable Δz cut, removing from consideration tracks which do not appear to originate from the primary vertex. However, ISR and MPI can be a serious problem. Including the extra particles will necessarily lead to an *increase* in the measured value of $\sqrt{\hat{s}}$. In order to emphasize this difference, in the rest of this section we shall be using a prime to designate the experimentally measured quantities which include the full ISR and MPI effects ($\sqrt{\hat{s}'}$ and $\sqrt{\hat{s}'_{\min}}$, correspondingly).

Our proposal for dealing with the first of these two problems was to introduce the $\sqrt{\hat{s}}_{\min}$ variable in lieu of the true $\sqrt{\hat{s}}$. We then found an interesting empirical correlation (4.6) between $\sqrt{\hat{s}}_{\min}(2m_\chi)$ and the new physics mass scale. Now we shall turn our attention to dealing with the second problem, namely the fact that $\sqrt{\hat{s}'_{\min}} > \sqrt{\hat{s}}_{\min}$.

Before we begin, we should mention that, depending on the particular circumstances and/or the goal of the experimenter, there may be certain situations where the inequality $\sqrt{\hat{s}'_{\min}} > \sqrt{\hat{s}}_{\min}$ may not represent an actual problem. For example, if one is simply trying to measure the *total* energy in the observed events and not just the energy of the HS, then for missing energy events the relevant quantity of interest would be $\sqrt{\hat{s}'_{\min}}$ itself, which would still be given by the expression (1.4) derived in section 2. There may also be situations where the ISR and/or MPI products may be reliably identified and excluded from the $\sqrt{\hat{s}}_{\min}$ calculation. For example, consider a lepton collider and a missing energy signature with any number of jets and/or leptons. Since MPI is absent, while ISR and beamstrahlung would only contribute photons, there will be no confusion with regards to which particles are due to ISR and which are coming from the HS. The analogous example at hadron colliders would be a signature containing anything but QCD jets. In what follows we shall ignore such trivial cases and instead focus on the much more challenging case of hadron colliders and jetty signatures, where the ISR/MPI products cannot be easily recognized.

In the absence of any reliable methods for resolving the jet combinatorial problem on an event by event basis, one is left with two options. First, one may try to compensate for the ISR/MPI effects on the global $\sqrt{\hat{s}'_{\min}}$ distribution. In order to do this, one needs to know how ISR/MPI would affect the original $\sqrt{\hat{s}_{\min}}$ distribution. Ideally, this information should be measured from real data, using some Standard Model process as a standard candle. For example, Drell-Yan can provide the relevant information for a $q\bar{q}$ initial state [59], while $t\bar{t}$ can be used to study the gg initial state. Alternatively, one may calculate the ISR effects from first principles in QCD. Both of these approaches will be pursued in a future work [60].

A second approach would be to design and apply cuts which would minimize the ISR and MPI effects on the calculation of $\sqrt{\hat{s}'_{\min}}$. Unfortunately, this is rather difficult to do in a model-independent fashion, since the size of the ISR effect is very model-dependent and depends on many factors: the energy of the collider (Tevatron or LHC), the mass of the produced particles, the identity of the partons initiating the HS, etc. Therefore, the optimal method to compensate for the ISR effect will also depend on all of these factors and will need to be decided on a case by case basis.

For the purposes of the current study, we shall use a simple cut-based approach as discussed here, postponing the more complete treatment for [60]. To this end, we need to identify some global property of the ISR and MPI products which would distinguish them from the HS. Since it is well known that ISR and MPI peak in the forward region, it is natural to consider the pseudorapidity η as a simple cut variable. The energy distributions as a function of $|\eta|$, for a few representative cases are shown in figure 10. We again consider the processes of gluino pair production (figures 10(a) and 10(b)) and associated gluino-LSP production (figures 10(c) and 10(d)). In each case, the gluino decays to 2 jets as in (3.14). We choose to show the two extreme cases for the mass spectrum considered earlier: $m_\chi = 100$ GeV (figures 10(a) and 10(c)) and $m_\chi = 400$ GeV (figures 10(b) and 10(d)). The gluino mass is still fixed according to the gaugino unification relation (3.16). The black histograms in figure 10 represent our previous results from section 4 without any ISR or MPI effects, while the green (red) histograms include the effect of ISR (MPI). Finally, the blue histograms include both the ISR and MPI effects. The plots in figure 10 are normalized as follows. For each event, say the i -th one, we add the energy deposits in all calorimeter towers at a given $|\eta|$, then divide the sum by the total energy E_i observed in the i -th event and the total number of events N , and finally enter the result into the corresponding $|\eta|$ bin. It is easy to see that this ensures that the final distributions are unit-normalized.

Figure 10 shows that, as expected, the ISR and MPI effects appear mostly in the forward region. Therefore, by applying a simple $|\eta| < \eta_{max}$ cut, we could reduce their impact. Of course any such rapidity cut would essentially bring us back closer to the transverse quantities from which we were trying to escape from the very beginning. Furthermore, such a simple-minded procedure would introduce an uncontrollable systematic error, which would have to be estimated on a case by case basis. For example, figure 10(b) shows that when the spectrum is rather heavy, the ISR/MPI effects are relatively small and can probably be safely neglected altogether, while figures 10(a), 10(c) and 10(d) reveal a significant ISR/MPI pollution for a light SUSY spectrum. One should also keep in mind that our conjecture (4.6) is already subject to a certain systematic error, whose size sets

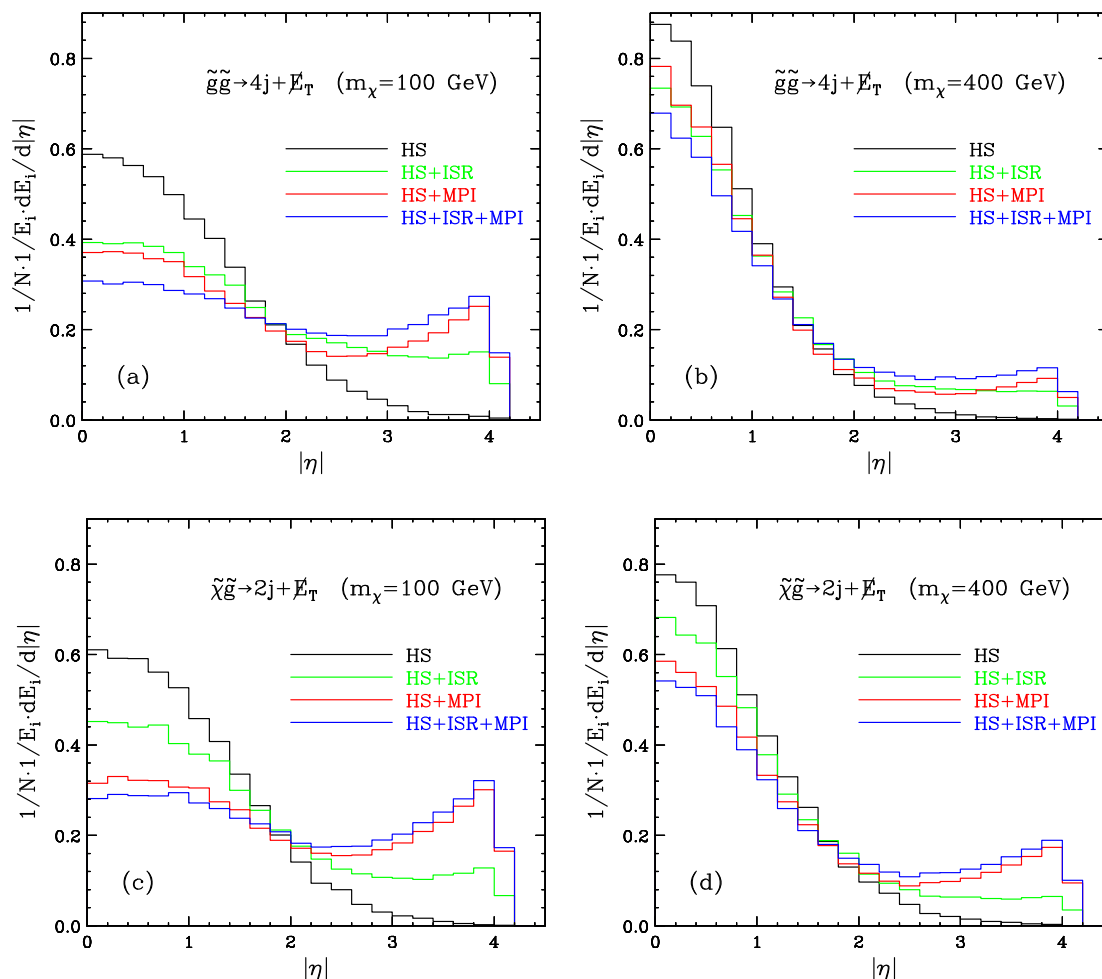


Figure 10. Energy distributions as a function of $|\eta|$, for some of the SUSY examples considered earlier: 2-jet gluino decays from gluino pair production with (a) $m_\chi = 100$ GeV or (b) $m_\chi = 400$ GeV; and from associated gluino-LSP production with (c) $m_\chi = 100$ GeV or (d) $m_\chi = 400$ GeV. The color scheme is such that the black histograms correspond to our previous results from section 4 in the idealised case without ISR or MPI, while the green (red, blue) histograms include the effect of ISR (MPI, both ISR and MPI). Here E_i is the total energy measured in the i -th event, and N is the total number of events. As a result, all distributions shown in the figure are unit-normalized.

the benchmark for the ISR/MPI elimination study. With those caveats, we choose our cut at $\eta_{max} = 1.4$, which is nothing but the end of the barrel and beginning of HE/HF calorimeters in CMS. This choice makes good sense from an experimentalist’s point of view, since the segmentation and performance of the HE/HF calorimeters are relatively worse to begin with.

Let us now revisit some of the \sqrt{s}_{min} distributions from section 4 and incorporate successively the effects of ISR and/or MPI. Figure 11 shows our results for the same four SUSY examples from figure 10. The green (red) histograms include the effect of ISR (MPI) alone, while the blue histograms include both the ISR and MPI effects, and thus represent the true measured quantity $\sqrt{s}'_{min}(2m_\chi)$. All three of those distributions are subject to

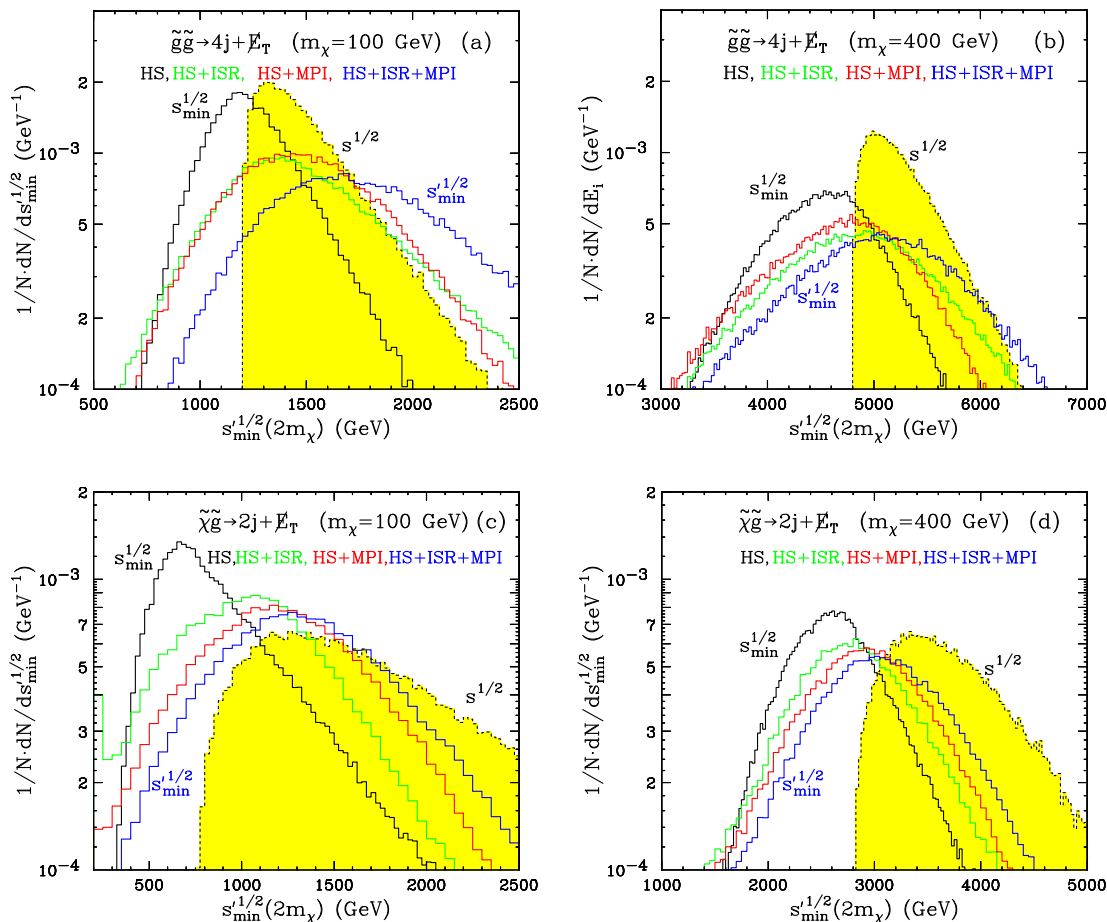


Figure 11. Unit-normalized distributions of $\sqrt{\hat{s}'_{\min}(2m_\chi)}$ and $\sqrt{\hat{s}_{\min}(2m_\chi)}$ for the SUSY examples considered in figure 10. The color scheme is the same as in figure 10. The blue histograms include both the ISR and MPI effects, and represent the actually measured $\sqrt{\hat{s}'_{\min}(2m_\chi)}$, while the green (red) histograms include the effects of ISR (MPI) only. All three of those distributions are subject to the $|\eta| < 1.4$ cut discussed in the text. For comparison, we also show our previous results from section 4, corresponding to the HS only (without any ISR or MPI effects) and without an η cut. In particular, the black solid histograms in figure 11 represent our previous results for the quantity $\sqrt{\hat{s}_{\min}(2m_\chi)}$, while the black dotted (yellow-shaded) histograms give the true $\hat{s}^{1/2}$ distribution, whose threshold is the parameter to be measured.

our $|\eta| < 1.4$ cut. For comparison, we also show our previous results from section 4, corresponding to the HS only (without any ISR or MPI effects) and without an η cut. In particular, the black solid histograms in figure 11 represent our previous results for the quantity $\sqrt{\hat{s}_{\min}(2m_\chi)}$, while the black dotted (yellow-shaded) histograms give the true $\hat{s}^{1/2}$ distribution, whose threshold is the parameter that ideally we would like to measure.

Figure 11 confirms that the ISR and MPI effects shift the original HS distribution $\sqrt{\hat{s}_{\min}}$ (black histograms) into a harder $\sqrt{\hat{s}'_{\min}}$ distribution (blue histograms), even after applying the η cut. The size of this effect depends on the mass spectrum: it is more

pronounced when the spectrum is light,⁵ as in figures 11(a), 11(c) and 11(d). In the worst case scenario of figure 11(c) the location of the $s_{\min}^{1/2}$ peak shifts by almost a factor of two. On the other hand, for the best-case scenario of figure 11(b) the shift is rather small. By comparing the green and red histograms, we can also deduce the relative importance of ISR versus MPI. We see that the two effects are roughly comparable in size, but as a rule, the red histograms are shifted further along, which suggests that MPI has a somewhat higher impact than ISR, indicating the importance of understanding the full structure of the underlying event at the LHC. The general conclusion from figure 11 is that our mass measurement method proposed in section 4 is likely to work much better if the new particle spectrum happens to be relatively heavy. This assumption is not unreasonable: if the new physics spectrum were too light, then it might have already been ruled out directly or indirectly, and if not, then due to the higher production cross-sections, there should at least be sufficient statistics to attempt some sort of exclusive reconstruction. In this sense, for the case where $\sqrt{s_{\min}}$ is most likely to be useful, ISR and MPI are least likely to be a problem.

We are now in a position to repeat our mass measurement analysis from section 5, with the inclusion of ISR and MPI, while ignoring the forward calorimetry through an $|\eta| < 1.4$ cut. Our results are shown in figure 12. Comparing figures 8 and 12, we see that the inclusion of ISR/MPI deteriorates the mass measurement, most notably for light SUSY mass spectra with $m_\chi \sim 100 - 200$ GeV. This should not be surprising, given what we have already seen in figures 10 and 11. Nevertheless, for heavier SUSY spectra the precision remains relatively good, typically on the order of 10%, even for the most challenging cases of associated gluino-LSP production.

7 Summary and conclusions

Anticipating that an early (late) discovery of a missing energy signal at the LHC (Tevatron) may involve a signal topology which is too complex for a successful and immediate exclusive event reconstruction, we proposed a new global and inclusive variable $\hat{s}_{\min}^{1/2}$, defined as follows: it is the minimum required center-of-mass energy, given the measured values of the total calorimeter energy E , total visible momentum \vec{P} , and/or missing transverse energy \cancel{E}_T in the event. Our variable has several desirable features:

- It is *global* in the sense that it uses all of the available information in the event and not just transverse quantities, for example.
- It is *inclusive* in the sense that it does not depend on the specific production process, or particular decay chain. Consequently, it is also very model-independent and does not require any exclusive event reconstruction, which may be a great advantage in the early days of the LHC.
- It is theoretically well defined and as such has a clear physical meaning: it gives the minimum total energy which is consistent with a given observed event. This

⁵Notice that for a given value of m_χ , the relevant mass scale $2m_{\tilde{g}} = 12m_\chi$ in figures 11(a) and 11(b) is almost twice as large as the corresponding mass scale $m_{\tilde{g}} + m_{\tilde{\chi}_1^0} = 7m_\chi$ in figures 11(c) and 11(d).

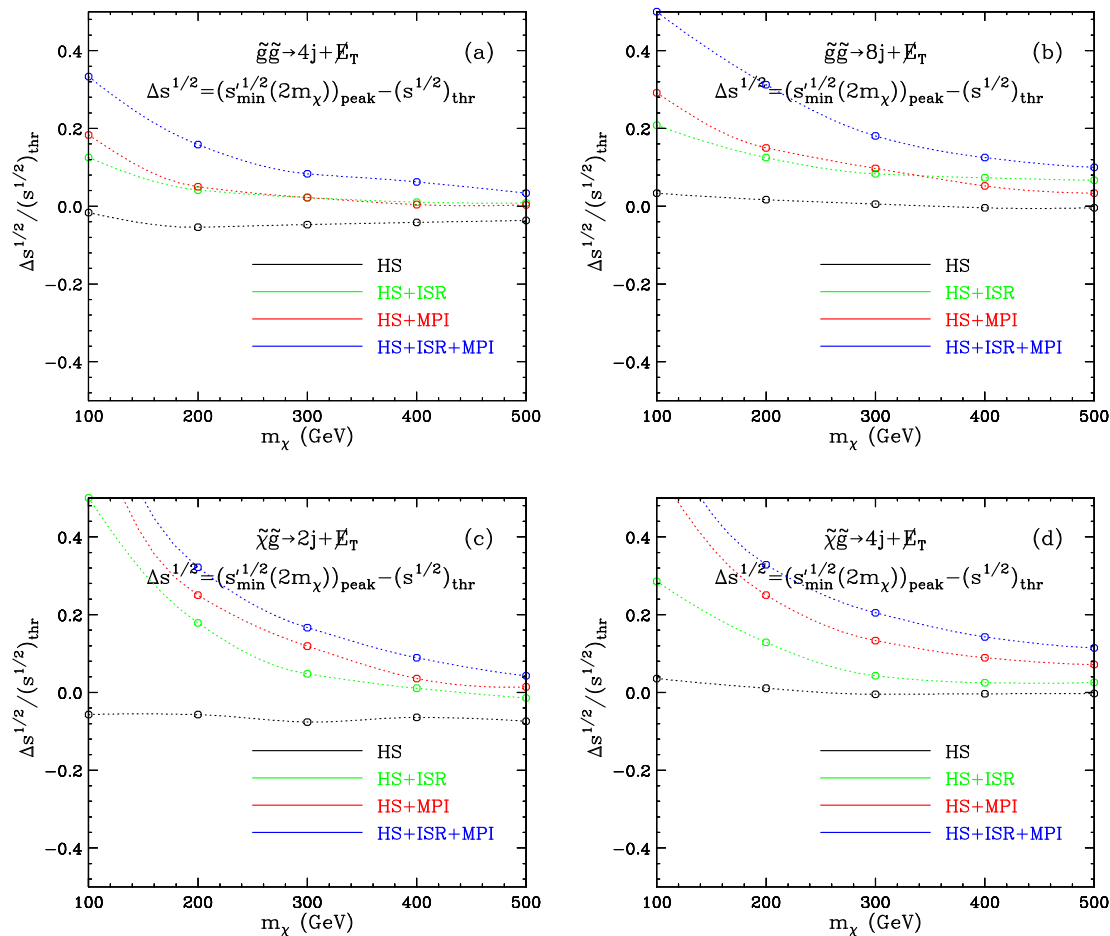


Figure 12. The same as figure 8, but including the effects of ISR (green), MPI (red), both ISR and MPI (blue). The variable $\hat{s}_{min}^{1/2}(2m_{\chi})$ here is calculated with a cut of $|\eta| < 1.4$, corresponding to the coverage of the CMS barrel calorimeter only.

intuitively clear physical picture allowed us to correlate it with the mass threshold of the new particles as in eq. (4.6), which turned out to work surprisingly well. In contrast, it is generally difficult to correlate a bump in a purely transverse quantity like \cancel{E}_T or H_T to any physical mass parameter in a model-independent fashion.

In section 2 we derived a simple formula (1.4) for $\hat{s}_{min}^{1/2}$ in terms of the measured E , P_z and \cancel{E}_T . The formula is in fact completely general, and is valid for any generic event shown in figure 1, with an arbitrary number and/or types of missing particles. Therefore, it can be applied equally successfully to SM as well as BSM missing energy signals.

In sections 3 and 4 we identified two useful properties of the $\hat{s}_{min}^{1/2}$ variable. First, its shape matches the true $\hat{s}^{1/2}$ distribution better than any of the other global inclusive quantities which are commonly discussed in the literature. More importantly, when we create the $\hat{s}^{1/2}(M_{inv})$ distribution with the true value of the invisible mass M_{inv} , its peak is very close to the mass threshold of the parent particles originally produced in the event. This conjecture, summarized in eq. (4.6), allows us to obtain a rough estimate of the new

physics mass scale, as a function of the single parameter M_{inv} . For example, in R -parity conserving supersymmetry, where $M_{\text{inv}} = 2m_\chi$, we derive a relation between the heavy superpartner mass and the mass of the LSP, as shown in figure 9.

Before we conclude, we should comment on several other potential uses of the $\hat{s}_{\text{min}}^{1/2}$ variable. Before we even get to the discovery stage, $\hat{s}_{\text{min}}^{1/2}(0)$ can already be used for background rejection and increasing signal to noise, just like $M_{T2}(0)$ [25]. In particular, it is interesting to explore the *correlations* between $\hat{s}_{\text{min}}^{1/2}$ and the other global inclusive variables discussed in section 3 [61]. While we did not include any SM backgrounds in our SUSY plots, we expect that the presence of SM backgrounds will not affect either the existence or the location of the new physics $\hat{s}_{\text{min}}^{1/2}(0)$ peak. At large values of $\hat{s}_{\text{min}}^{1/2}(0)$, where a new physics signal is most likely to appear, any SM background will be rather smooth and featureless, so that it can be safely subtracted away through a side-band method.

Another possible application of $\hat{s}_{\text{min}}^{1/2}(0)$ is at the trigger level. In section 3 we already saw that $\hat{s}_{\text{min}}^{1/2}(0)$ is superior to both H_T and \cancel{E}_T in identifying the scale of the hard scattering. At the same time, there exist dedicated H_T and \cancel{E}_T triggers, motivated by the sensitivity of those variables to the relevant energy scale. Given that our variable is doing an even better job in this respect, we believe that the implementation of a high-level $\hat{s}_{\text{min}}^{1/2}(0)$ trigger should be given a serious consideration.

As we have been emphasizing throughout, a major advantage of $\hat{s}_{\text{min}}^{1/2}$ is that it does not require any explicit event reconstruction and thus it is very model-independent. We should mention that to some extent, these properties are also shared by the $M_{T\text{Gen}}$ variable proposed in [33]. In calculating $M_{T\text{Gen}}$, one considers all possible partitions of the visible particles X_i in the event, thus effectively eliminating the model-dependence which stems from assuming a particular topology. While $M_{T\text{Gen}}$ and $\hat{s}_{\text{min}}^{1/2}$ are similar in this respect, we believe that $\hat{s}_{\text{min}}^{1/2}$ has three definite advantages — first, it is much, much easier to construct. Second, $\hat{s}_{\text{min}}^{1/2}$ can be applied to extreme asymmetric topologies where the second side of the event yields no visible particles. A simple example of this sort was the associated gluino-LSP production considered in figures 4, 7, 8(c,d), 9(b) and 12(c,d). Finally, the interpretation of $\hat{s}_{\text{min}}^{1/2}$ involves reading off a peak, while $M_{T\text{Gen}}$ requires reading off an endpoint. The former is much easier than the latter: for example, a peak would still be recognizable in the presence of large backgrounds. In contrast, an $M_{T\text{Gen}}$ endpoint can fade out due to a number of reasons, including detector resolution, combinatorial background, etc. On the other hand, $M_{T\text{Gen}}$ (and more generally, the M_{T2} class of variables) is better behaved in the presence of ISR. More specifically, the *endpoints* of the $M_{T\text{Gen}}$ and M_{T2} distributions in general do shift in the presence of ISR, and their explicit dependence on the “upstream” transverse momentum has to be calculated on a case by case basis [54]. However, the nice feature of both $M_{T\text{Gen}}$ and M_{T2} is that when the test mass \tilde{m}_χ becomes equal to its true value m_χ , there is no such shift and the endpoint remains intact even in the presence of arbitrary ISR. In contrast, as discussed in section 6, $\hat{s}_{\text{min}}^{1/2}$ is always affected by ISR to some extent, requiring some sort of correction.

In conclusion, we reiterate that perhaps the most important advantage of $\hat{s}_{\text{min}}^{1/2}$ is that it is readily available from day one. We are therefore eagerly looking forward to the first $\hat{s}_{\text{min}}^{1/2}$ plots produced with real LHC data.

Acknowledgments

We are grateful to A. Barr, R. Cavanaugh, R. Field, A. Korytov, C. Lester and B. Webber for useful discussions and correspondence. This work is supported in part by a US Department of Energy grant DE-FG02-97ER41029. Fermilab is operated by Fermi Research Alliance, LLC under Contract No. DE-AC02-07CH11359 with the U.S. Department of Energy.

References

- [1] G. Bertone, D. Hooper and J. Silk, *Particle dark matter: evidence, candidates and constraints*, *Phys. Rept.* **405** (2005) 279 [[hep-ph/0404175](#)] [[SPIRES](#)].
- [2] See, for example, J. Hubisz, J. Lykken, M. Pierini and M. Spiropulu, *Missing energy look-alikes with 100 pb^{-1} at the LHC*, *Phys. Rev. D* **78** (2008) 075008 [[arXiv:0805.2398](#)] [[SPIRES](#)], and references therein.
- [3] CMS collaboration, G.L. Bayatian et al., *CMS technical design report, volume II: physics performance*, *J. Phys. G* **34** (2007) 995 [[SPIRES](#)].
- [4] T. Hur, H.-S. Lee and S. Nasri, *A supersymmetric $U(1)'$ model with multiple dark matters*, *Phys. Rev. D* **77** (2008) 015008 [[arXiv:0710.2653](#)] [[SPIRES](#)].
- [5] Q.-H. Cao, E. Ma, J. Wudka and C.P. Yuan, *Multipartite dark matter*, [arXiv:0711.3881](#) [[SPIRES](#)].
- [6] H. Sung Cheon, S.K. Kang and C.S. Kim, *Doubly coexisting dark matter candidates in an extended seesaw model*, [arXiv:0807.0981](#) [[SPIRES](#)].
- [7] T. Hur, H.-S. Lee and C. Luhn, *Common gauge origin of discrete symmetries in observable sector and hidden sector*, *JHEP* **01** (2009) 081 [[arXiv:0811.0812](#)] [[SPIRES](#)].
- [8] I. Hinchliffe, F.E. Paige, M.D. Shapiro, J. Soderqvist and W. Yao, *Precision SUSY measurements at LHC*, *Phys. Rev. D* **55** (1997) 5520 [[hep-ph/9610544](#)] [[SPIRES](#)].
- [9] C.G. Lester and D.J. Summers, *Measuring masses of semi-invisibly decaying particles pair produced at hadron colliders*, *Phys. Lett. B* **463** (1999) 99 [[hep-ph/9906349](#)] [[SPIRES](#)].
- [10] H. Bachacou, I. Hinchliffe and F.E. Paige, *Measurements of masses in SUGRA models at LHC*, *Phys. Rev. D* **62** (2000) 015009 [[hep-ph/9907518](#)] [[SPIRES](#)].
- [11] I. Hinchliffe and F.E. Paige, *Measurements in SUGRA models with large $\tan\beta$ at LHC*, *Phys. Rev. D* **61** (2000) 095011 [[hep-ph/9907519](#)] [[SPIRES](#)].
- [12] D.R. Tovey, *Measuring the SUSY mass scale at the LHC*, *Phys. Lett. B* **498** (2001) 1 [[hep-ph/0006276](#)] [[SPIRES](#)].
- [13] B.C. Allanach, C.G. Lester, M.A. Parker and B.R. Webber, *Measuring sparticle masses in non-universal string inspired models at the LHC*, *JHEP* **09** (2000) 004 [[hep-ph/0007009](#)] [[SPIRES](#)].
- [14] A. Barr, C. Lester and P. Stephens, *m_{T2} : the truth behind the glamour*, *J. Phys. G* **29** (2003) 2343 [[hep-ph/0304226](#)] [[SPIRES](#)].
- [15] M.M. Nojiri, G. Polesello and D.R. Tovey, *Proposal for a new reconstruction technique for SUSY processes at the LHC*, [hep-ph/0312317](#) [[SPIRES](#)].

- [16] A.J. Barr, *Using lepton charge asymmetry to investigate the spin of supersymmetric particles at the LHC*, *Phys. Lett. B* **596** (2004) 205 [[hep-ph/0405052](#)] [[SPIRES](#)].
- [17] T. Goto, K. Kawagoe and M.M. Nojiri, *Study of the slepton non-universality at the CERN Large Hadron Collider*, *Phys. Rev. D* **70** (2004) 075016 [[Erratum ibid.](#) **71** (2005) 059902] [[hep-ph/0406317](#)] [[SPIRES](#)].
- [18] K. Kawagoe, M.M. Nojiri and G. Polesello, *A new SUSY mass reconstruction method at the CERN LHC*, *Phys. Rev. D* **71** (2005) 035008 [[hep-ph/0410160](#)] [[SPIRES](#)].
- [19] B.K. Gjelsten, D.J. Miller and P. Osland, *Measurement of SUSY masses via cascade decays for SPS 1a*, *JHEP* **12** (2004) 003 [[hep-ph/0410303](#)] [[SPIRES](#)].
- [20] B.K. Gjelsten, D.J. Miller and P. Osland, *Measurement of the gluino mass via cascade decays for SPS 1a*, *JHEP* **06** (2005) 015 [[hep-ph/0501033](#)] [[SPIRES](#)].
- [21] A. Birkedal, R.C. Group and K. Matchev, *Slepton mass measurements at the LHC*, in the proceedings of the 2005 *International Linear Collider Workshop (LCWS2005)*, March 18–22, Stanford, California U.S.A. [[hep-ph/0507002](#)] [[SPIRES](#)].
- [22] J.M. Smillie and B.R. Webber, *Distinguishing spins in supersymmetric and universal extra dimension models at the Large Hadron Collider*, *JHEP* **10** (2005) 069 [[hep-ph/0507170](#)] [[SPIRES](#)].
- [23] A. Datta, K. Kong and K.T. Matchev, *Discrimination of supersymmetry and universal extra dimensions at hadron colliders*, *Phys. Rev. D* **72** (2005) 096006 [[Erratum ibid.](#) **72** (2005) 119901] [[hep-ph/0509246](#)] [[SPIRES](#)].
- [24] D.J. Miller, P. Osland and A.R. Raklev, *Invariant mass distributions in cascade decays*, *JHEP* **03** (2006) 034 [[hep-ph/0510356](#)] [[SPIRES](#)].
- [25] A.J. Barr, *Measuring slepton spin at the LHC*, *JHEP* **02** (2006) 042 [[hep-ph/0511115](#)] [[SPIRES](#)].
- [26] P. Meade and M. Reece, *Top partners at the LHC: spin and mass measurement*, *Phys. Rev. D* **74** (2006) 015010 [[hep-ph/0601124](#)] [[SPIRES](#)].
- [27] C.G. Lester, *Constrained invariant mass distributions in cascade decays: the shape of the $m_{\tilde{q}\tilde{l}}$ -threshold' and similar distributions*, *Phys. Lett. B* **655** (2007) 39 [[hep-ph/0603171](#)] [[SPIRES](#)].
- [28] C. Athanasiou, C.G. Lester, J.M. Smillie and B.R. Webber, *Distinguishing spins in decay chains at the Large Hadron Collider*, *JHEP* **08** (2006) 055 [[hep-ph/0605286](#)] [[SPIRES](#)].
- [29] L.-T. Wang and I. Yavin, *Spin measurements in cascade decays at the LHC*, *JHEP* **04** (2007) 032 [[hep-ph/0605296](#)] [[SPIRES](#)].
- [30] B.K. Gjelsten, D.J. Miller, P. Osland and A.R. Raklev, *Mass determination in cascade decays using shape formulas*, *AIP Conf. Proc.* **903** (2007) 257 [[hep-ph/0611259](#)] [[SPIRES](#)].
- [31] S. Matsumoto, M.M. Nojiri and D. Nomura, *Hunting for the top partner in the littlest Higgs model with T -parity at the LHC*, *Phys. Rev. D* **75** (2007) 055006 [[hep-ph/0612249](#)] [[SPIRES](#)].
- [32] H.-C. Cheng, J.F. Gunion, Z. Han, G. Marandella and B. McElrath, *Mass determination in SUSY-like events with missing energy*, *JHEP* **12** (2007) 076 [[arXiv:0707.0030](#)] [[SPIRES](#)].
- [33] C. Lester and A. Barr, *MTGEN: mass scale measurements in pair-production at colliders*, *JHEP* **12** (2007) 102 [[arXiv:0708.1028](#)] [[SPIRES](#)].

- [34] W.S. Cho, K. Choi, Y.G. Kim and C.B. Park, *Gluino stansverse mass*, *Phys. Rev. Lett.* **100** (2008) 171801 [[arXiv:0709.0288](#)] [[SPIRES](#)].
- [35] B. Gripaios, *Transverse observables and mass determination at hadron colliders*, *JHEP* **02** (2008) 053 [[arXiv:0709.2740](#)] [[SPIRES](#)].
- [36] A.J. Barr, B. Gripaios and C.G. Lester, *Weighing wimps with kinks at colliders: invisible particle mass measurements from endpoints*, *JHEP* **02** (2008) 014 [[arXiv:0711.4008](#)] [[SPIRES](#)].
- [37] W.S. Cho, K. Choi, Y.G. Kim and C.B. Park, *Measuring superparticle masses at hadron collider using the transverse mass kink*, *JHEP* **02** (2008) 035 [[arXiv:0711.4526](#)] [[SPIRES](#)].
- [38] G.G. Ross and M. Serna, *Mass determination of new states at hadron colliders*, *Phys. Lett. B* **665** (2008) 212 [[arXiv:0712.0943](#)] [[SPIRES](#)].
- [39] M.M. Nojiri, G. Polesello and D.R. Tovey, *A hybrid method for determining SUSY particle masses at the LHC with fully identified cascade decays*, *JHEP* **05** (2008) 014 [[arXiv:0712.2718](#)] [[SPIRES](#)].
- [40] P. Huang, N. Kersting and H.H. Yang, *Hidden thresholds: a technique for reconstructing new physics masses at hadron colliders*, [arXiv:0802.0022](#) [[SPIRES](#)].
- [41] M.M. Nojiri, Y. Shimizu, S. Okada and K. Kawagoe, *Inclusive transverse mass analysis for squark and gluino mass determination*, *JHEP* **06** (2008) 035 [[arXiv:0802.2412](#)] [[SPIRES](#)].
- [42] D.R. Tovey, *On measuring the masses of pair-produced semi-invisibly decaying particles at hadron colliders*, *JHEP* **04** (2008) 034 [[arXiv:0802.2879](#)] [[SPIRES](#)].
- [43] M.M. Nojiri and M. Takeuchi, *Study of the top reconstruction in top-partner events at the LHC*, *JHEP* **10** (2008) 025 [[arXiv:0802.4142](#)] [[SPIRES](#)].
- [44] H.-C. Cheng, D. Engelhardt, J.F. Gunion, Z. Han and B. McElrath, *Accurate mass determinations in decay chains with missing energy*, *Phys. Rev. Lett.* **100** (2008) 252001 [[arXiv:0802.4290](#)] [[SPIRES](#)].
- [45] W.S. Cho, K. Choi, Y.G. Kim and C.B. Park, *Measuring the top quark mass with m_{T2} at the LHC*, *Phys. Rev. D* **78** (2008) 034019 [[arXiv:0804.2185](#)] [[SPIRES](#)].
- [46] M. Serna, *A short comparison between m_{T2} and m_{CT}* , *JHEP* **06** (2008) 004 [[arXiv:0804.3344](#)] [[SPIRES](#)].
- [47] M. Bisset, R. Lu and N. Kersting, *Improving SUSY spectrum determinations at the LHC with wedgebox and hidden threshold techniques*, [arXiv:0806.2492](#) [[SPIRES](#)].
- [48] A.J. Barr, G.G. Ross and M. Serna, *The precision determination of invisible-particle masses at the LHC*, *Phys. Rev. D* **78** (2008) 056006 [[arXiv:0806.3224](#)] [[SPIRES](#)].
- [49] N. Kersting, *On measuring Split-SUSY gaugino masses at the LHC*, [arXiv:0806.4238](#) [[SPIRES](#)].
- [50] M.M. Nojiri, K. Sakurai, Y. Shimizu and M. Takeuchi, *Handling jets + missing E_T channel using inclusive m_{T2}* , *JHEP* **10** (2008) 100 [[arXiv:0808.1094](#)] [[SPIRES](#)].
- [51] M. Burns, K. Kong, K.T. Matchev and M. Park, *A general method for model-independent measurements of particle spins, couplings and mixing angles in cascade decays with missing energy at hadron colliders*, *JHEP* **10** (2008) 081 [[arXiv:0808.2472](#)] [[SPIRES](#)].
- [52] W.S. Cho, K. Choi, Y.G. Kim and C.B. Park, *M_{T2} -assisted on-shell reconstruction of missing*

- momenta and its application to spin measurement at the LHC, [arXiv:0810.4853](#) [SPIRES].
- [53] H.-C. Cheng and Z. Han, *Minimal kinematic constraints and M_{T2}* , *JHEP* **12** (2008) 063 [[arXiv:0810.5178](#)] [SPIRES].
- [54] M. Burns, K. Kong, K.T. Matchev and M. Park, *Using subsystem M_{T2} for complete mass determinations in decay chains with missing energy at hadron colliders*, [arXiv:0810.5576](#) [SPIRES].
- [55] A.J. Barr, A. Pinder and M. Serna, *Precision determination of invisible-particle masses at the CERN LHC: II*, [arXiv:0811.2138](#) [SPIRES].
- [56] M. Graesser and J. Shelton, *Probing supersymmetry with third-generation cascade decays*, [arXiv:0811.4445](#) [SPIRES].
- [57] T. Sjöstrand, S. Mrenna and P. Skands, *PYTHIA 6.4 physics and manual*, *JHEP* **05** (2006) 026 [[hep-ph/0603175](#)] [SPIRES].
- [58] J. Conway, *PGS: simple simulation package for generic collider detectors*, <http://www.physics.ucdavis.edu/~conway/research/software/pgs/pgs.html>.
- [59] D. Kar, *Using Drell-Yan to probe the underlying event in Run II at Collider Detector at Fermilab (CDF)*, FERMILAB-THESIS-2008-54 [SPIRES].
- [60] P. Konar, K. Kong and K. Matchev, in preparation.
A. Papaefstathiou and B. Webber, *Effects of QCD radiation on inclusive variables for determining the scale of new physics at hadron colliders*, CERN-PH-TH-2009-029.
- [61] J. Alwall, M.-P. Le, M. Lisanti and J.G. Wacker, *Model-independent jets plus missing energy searches*, *Phys. Rev. D* **79** (2009) 015005 [[arXiv:0809.3264](#)] [SPIRES].